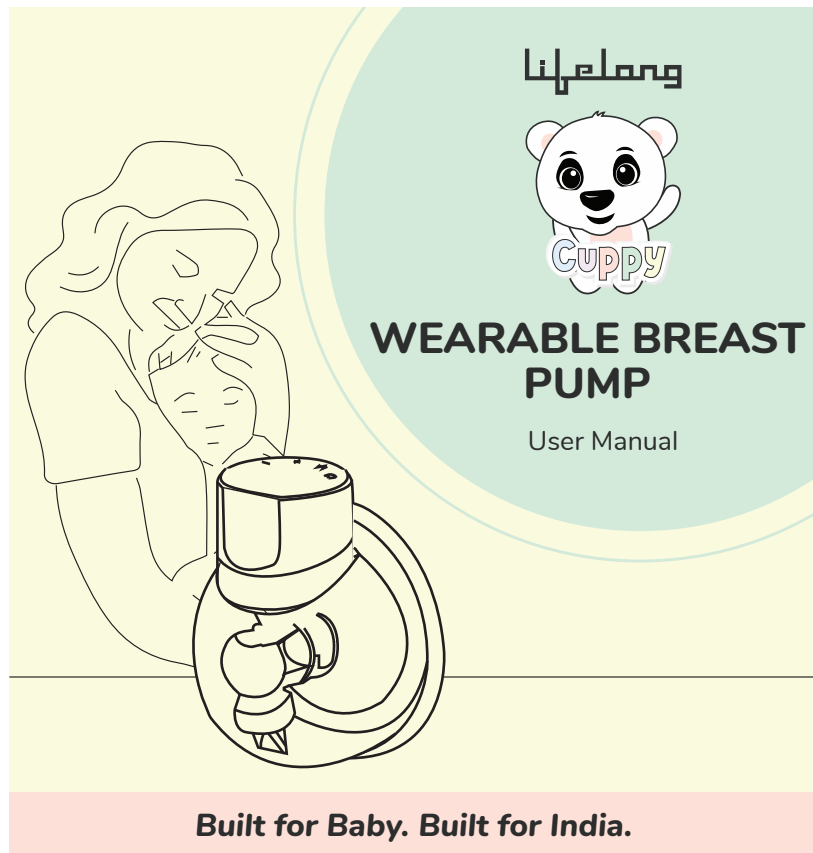


Manufactured for & Marketed by :
Lifelong Online Retail Private Limited

For queries and complaints:
please contact: customercare@lifelongonline.com
www.lifelongindiaonline.com



INTRODUCTION:

Dear Customer,

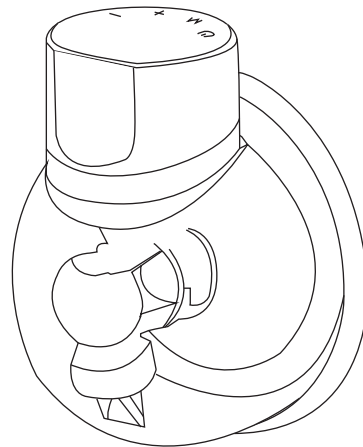
We welcome you to the Lifelong Cuppy Wearable Breast Pump, as you welcome our Lifelong Cuppy Wearable Breast Pump in your home

At Lifelong, our products are carefully built for India, which is why we have crafted a diverse range of innovative products, across a spectrum of categories - Home, Kitchen, Grooming, Fitness, Lifestyle and Smart Home, to help you better. We then deliver them at the best prices, enriching your everyday living.

We are sure you can't wait to use your new Lifelong Cuppy Wearable Breast Pump. We know we can't!

Looking forward to building our bond for life, cheers!

Thank you, Team Lifelong



LLBBP01

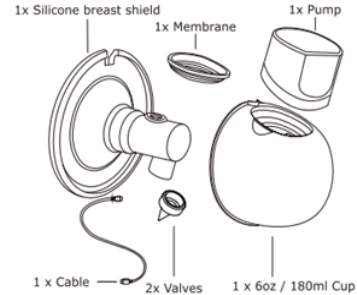
Note: Please charge the device for at least **2 hours** before 1st use.

TABLE OF CONTENTS:

1. About the Product
2. Assembling the Product
3. Using the Product
4. Charging the Product
5. Troubleshooting
6. Safety Precautions
7. Terms & Conditions
8. Warranty Card

ABOUT THE PRODUCT:

With a breast pump, mothers can produce breast milk from their breasts. If you're away from your baby or if someone other than you needs to feed them, pumping could help. Pumped milk can be kept in a freezer or refrigerator for later use.



ASSEMBLING THE PRODUCT:



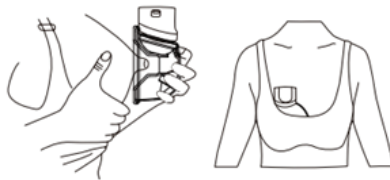
2





3





4







USING THE PRODUCT:

- Long press  to turn on.
- Long press  to turn off.
- The breast pump will automatically start in massage mode for 2 minutes, change to express or Mixed mode and shut down after 30 minutes.
- Press "M" to change the different modes.
- Each Mode has 9 levels:

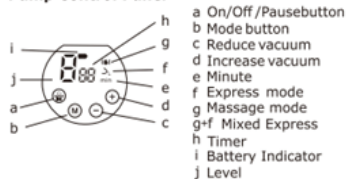
Massage Mode: Press  to  increase or reduce vacuum.

Express Mode: Press  or  to increase or reduce vacuum.

Mixed Mode: Press  or  to increase or reduce vacuum.

Press  or , and the suction level will increase or decrease. If it keeps flashing, it means it is at the lowest or highest level.

Pump Control Panel






Note:

- Do not worry if your milk does not flow immediately. Relax and continue to pump.
- Do not pump for more than 5 minutes at a time if you do not succeed in expressing any milk. Try to express it again after some time.
- You do not need to use all the suction modes; just use the ones you are comfortable with.
- The pump is preset to turn off in 30 minutes.

CHARGING THE PRODUCT:

Battery Indicator

	Battery 65%-100%	
	Battery 22%-64%	
	Battery 0%-21%	
Attention: Battery cannot be charged over 24 hours, otherwise it will be damaged easily.		

TROUBLESHOOTING:

Issue	Solution
Unable to express milk	Make sure the suction is sufficient and the assembling of breast pump is quite correct. Relax and retry it, milk will be expressed after repeat trials.
Low or no suction	Ensure the valves are in correct position and check for any damage or wear. Replace valve if needed.
	Check that all parts are securely assembled.
Nipple pain	Seek advice from a Lactation Consultant.

SAFETY PRECAUTIONS:

- Do not clean or sterilize the pump body.
- If the milk flow is less, consult your doctor and the breastfeeding advisor.
- Do not use the breast pump while you are pregnant, as pumping can reduce labour.
- Wash your hands with soap and water and dry them thoroughly before assembling the parts before expressing the milk.
- Do not use a cleaning brush inside the valve as this may damage it or shorten its lifespan.

Consumer Warranty Card

Dear Customer,

Thank you for choosing a Lifelong consumer product. All Lifelong Consumer products are designed and manufactured to the highest standards to deliver high quality performance, as well as easy installation and use. At Lifelong, we believe in providing not only service, but adding value to your purchase. The warranty has therefore been designed especially for you with your interest at heart.

Warranty Service

All Lifelong consumer products are covered against manufacturing defects from their date of purchase.

Name of the product: _____

Model: _____

Warranty coverage: 6 months

Please note: Purchase receipt is necessary for warranty verification.

Customer Care: customercare@lifelongonline.com

Customer Details

Name: _____

Address: _____

Home Number: _____

Office Number: _____

E-mail Address: _____

Product Details

Model No.: _____

Serial No.: _____

Purchase Date: _____

Invoice Number: _____

Online Site: _____

Please log on to www.lifelongindiaonline.com and complete the online warranty form with your personal and product details within 14 days.

Terms and Conditions:

1. This warranty is void if:

- The completely filled warranty card is not presented at the time of servicing the product.
- The product is not operated according to the instructions given under the user manual.
- Damages are caused by lightning, abnormal voltage, water or other liquid intrusion, fire, flood, accident, negligence or improper handling.
- Product has been damaged due to installation, repairs, alterations or modifications by unauthorized service organizations or persons.
- Product label specifying the model number, serial number and production code has been removed and altered.
- Defects or parts requiring replacement due to ordinary wear and tear, corrosion, rust or stains, scratches, dents on the casing or paintwork of the product.
- Claims damaged and/or missing parts (accessories) after 7 days from the original date of goods received.
- Defects or faults in product which have been used for commercial/industrial purposes or which have been rented/leased or have been otherwise subject to non-household/non-domestic use.

2. Repairs or replacements will be carried out by authorized service provider.

3. During the limited warranty period, Lifelong or its authorized service provider will repair without charge the defective unit inclusive of labor and parts and restore the unit to its optimum working condition. All defective parts used for the warranty repair should be surrendered to Lifelong and/or its authorized service provider.

4. All expenses incurred in collecting the unit (s) or part(s) thereof from authorized service provider as well as any other expenses and incidentals will be borne by the consumer.

5. Lifelong obligations are limited to the repair and replacement of the defective product. Except as set forth above, there are no other express or implied warranty and all warranted, conditions or other terms implied by statute or common law (including any warranty of satisfactory quality, merchantability or fitness for a particular purpose) are excluded to the fullest extent permitted by the law.

6. Lifelong total liability for damages relating to or arising out of the purchase or use of the product regardless of the type or cause of such damage of the form of characterization of the claim asserted (e.g. contract or tort) shall not exceed the original purchase price paid for the product.

7. However in no event shall Lifelong and Lifelong authorized distributors be liable for any punitive, special incidental, indirect or consequential losses or damages whatsoever (including without limitation, damages for the loss of revenue, business, profits, goodwill, or contracts, business interruptions, loss of business information or any other pecuniary loss.) Whether or not Lifelong has been advised of the possibility of such damages. These limitations shall apply not withstanding the failure of the essential purpose of any limited warranty. This limited warranty does not affect consumer's statutory rights under the law.

8. No carrier, dealer or employee is thereof authorized to make modifications to this warranty and you should not rely on any such representation. Lifelong reserves the right to amend the terms and conditions if necessary.