


Manufactured for & Marketed by :
Lifelong Online Retail Private Limited

For queries and complaints:
please contact: customercare@lifelongonline.com
www.lifelongindiaonline.com



Built for Baby. Built for India.

INTRODUCTION:

Dear Customer,

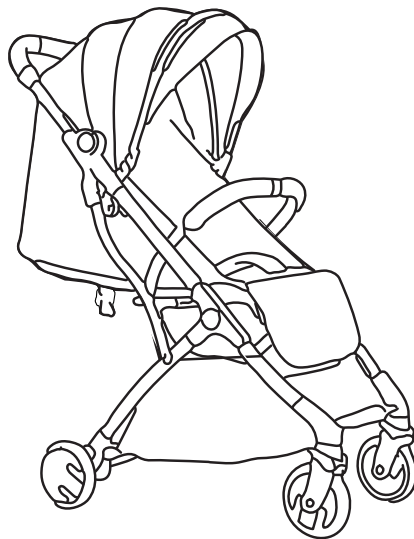
We welcome you to the Lifelong family, as you welcome our Lifelong Cuppy Baby Stroller in your home.

At Lifelong, our products are carefully built for India, which is why we have crafted a diverse range of innovative products, across a spectrum of categories - Home, Kitchen, Grooming, Fitness, Lifestyle and Smart Home, to help you better. We then deliver them at the best prices, enriching your everyday living.

We are sure you can't wait to use your new Lifelong Cuppy Baby Stroller. We know we can't!

Looking forward to building our bond for life, cheers!

Thank you, Team Lifelong



LLBSTR01 / LLBSTR02

TABLE OF CONTENTS:

1. About the Product
2. Operating the Product
3. Cleaning & Maintenance
4. Safety Precautions
5. Terms & Conditions
6. Warranty Card

ABOUT THE PRODUCT:

A stroller is a baby carrier that has a handle and wheels so you can steer it with confidence and keep your child safe on bumpy or busy terrain. The handle and wheels provide you a strong grip and balance. It also includes a harness to keep your kid secure and unharmed during the travel. The Lifelong Cuppy Baby Stroller is a recommended stroller for your baby.

OPERATING THE PRODUCT:

- Opening the Frame

Take out the frame from the carton and hold the handle bar.



Pull the handle bar upwards to open the frame.

- Opening the Frame Completely

Open the frame completely.



Lock the folding pin properly.

•Assembling the Front Wheels

Insert the front wheel pin in the hole as shown in the picture below.



Press the metal sheet inside and pull out the wheels with your other hand.

•Assembling the Rear Wheels

Insert the rear wheel pin in the hole as shown in the pic below.



Press the metal sheet inside and pull out the wheels with your other hand.

•Fixing the Front Wheels

To run the front wheels in a straight line, press the button in the slot. Raise the button up to release the wheels and move them 360 degrees.



•Assembling the Canopy

Insert the iron bar in the slot and tighten the screw.



Discharge the screw and take out the iron bar. Keep the screw well.



Zip down the canopy zipper and take out the canopy.

•Adjusting the backrest

Press the backrest buckle inside and release the belt to put the backrest.



•Adjusting the Footrest

Press the two buttons under the footrest and pull down to up the footrest.



•Using the Brake

Step on the brake bar to fix the stroller



Raise up the brake bar to release the stroller.

•Locking the Canopy

When folding the stroller, fasten the buckle to avoid the fabric from dropping on the road.



•Folding the Stroller

Press the big button inside and the little button on the left.

Also pull the handle bar backwards and then pull it down to fold the stroller.


Pull the folding lock on the pin to finish folding it.



Zip up the canopy zipper with the shadow to finish assembling it.

•Using the Safety Belt

Insert the buckle of the waist belt in the hold of the shoulder buckle, and then insert the buckle in the hole of the crotch buckle.



Insert the two side buckles in the crotch.

Press the red button of the crotch buckle to release the safety belt.

CLEANING & MAINTENANCE:

- Take out the frame from the carton and hold the handle bar.
- Clean the fabric of the stroller with a brush.
- Clean the metal and plastic parts with a soft cloth, without acid detergents and solutions.
- Clean the frame with a soft cloth regularly, without any chemical cleaner.
- Replace any damaged parts before using it.

SAFETY PRECAUTIONS:

Read the instruction manual carefully before using the stroller.

- Do not leave your children alone in the stroller.
- One stroller is for one child only.
- Make sure that all the locking devices are locked before using the stroller.
- The thickness of the seat should be less than 25mm.
- The basket can accommodate weight less than 3KGs.
- Any strong pressure or load on the handle bar could affect vehicle stability.
- The baby's belt must be fastened while using the stroller.
- Till the baby is 6 months old, they should only lie down in the stroller.
- The seat bag and cup holder cannot bear more than 500 g.

Terms and Conditions:

1. This warranty is void if:
 - a. The completely filled warranty card is not presented at the time of servicing the product.
 - b. The product is not operated according to the instructions given under the user manual.
 - c. Damages are caused by lightning, abnormal voltage, water or other liquid intrusion, fire, flood, accident, negligence or improper handling.
 - d. Product has been damaged due to installation, repairs, alterations or modifications by unauthorized service organizations or persons.
 - e. Product label specifying the model number, serial number and production code has been removed and altered.
 - f. Defects or parts requiring replacement due to ordinary wear and tear, corrosion, rust or stains, scratches, dents on the casing or paintwork of the product.
 - g. Claims damaged and/or missing parts (accessories) after 7 days from the original date of goods received.
 - h. Defects or faults in product which have been used for commercial/industrial purposes or which have been rented/leased or have been otherwise subject to non-household/non-domestic use.
2. Repairs or replacements will be carried out by authorized service provider.
3. During the limited warranty period, Lifelong or its authorized service provider will repair without charge the defective unit inclusive of labor and parts and restore the unit to its optimum working condition. All defective parts used for the warranty repair should be surrendered to Lifelong and/or its authorised service provider.
4. All expenses incurred in collecting the unit (s) or part(s) thereof from authorised service provider as will as any other expenses and incidentals will be borne by the consumer.
5. Lifelong obligations are limited to the repair and replacement of the defective product. Except as set forth above, there are no other express or implied warranty and all warranted, conditions or other terms implied by statute or common law (including any warranty of satisfactory quality, merchantability or fitness for a particular purpose) are excluded to the fullest extent permitted by the law.
6. Lifelong total liability for damages relating to or arising out of the purchase or use of the product regardless of the type or cause of such damage of the form of characterization of the claim asserted (e.g. contract or tort) shall not exceed the original purchase price paid for the product.
7. However in no event shall Lifelong and Lifelong authorized distributors be liable for any punitive, special incidental, indirect or consequential losses or damages whatsoever (including without limitation, damages for the loss of revenue, business, profits, goodwill, or contracts, business interruptions, loss of business information or any other pecuniary loss.) Whether or not Lifelong has been advised of the possibility of such damages. These limitations shall apply not with standing the failure of the essential purpose of any limited warranty. This limited warranty does not affect consumer's statutory rights under the law.
8. No carrier, dealer or employee is thereof authorized to make modifications to this warranty and you should not rely on any such representation. Lifelong reserves the right to amend the terms and conditions if necessary.

Consumer Warranty Card

Dear Customer,

Thank you for choosing a Lifelong consumer product. All Lifelong Consumer products are designed and manufactured to the highest standards to deliver high quality performance, as well as easy installation and use. At Lifelong, we believe in providing not only service, but adding value to your purchase. The warranty has therefore been designed especially for you with your interest at heart.

Warranty Service

All Lifelong consumer products are covered against manufacturing defects from their date of purchase.

Name of the product: _____

Model: _____

Warranty coverage: 6 months

Please note: Purchase receipt is necessary for warranty verification.

Customer Care: customercare@lifelongonline.com

Customer Details

Name: _____

Address: _____

Home Number: _____

Office Number: _____

E-mail Address: _____

Product Details

Model No.: _____

Serial No.: _____

Purchase Date: _____

Invoice Number: _____

Online Site: _____

Please log on to www.lifelongindiaonline.com and complete the online warranty form with your personal and product details within 14 days.