

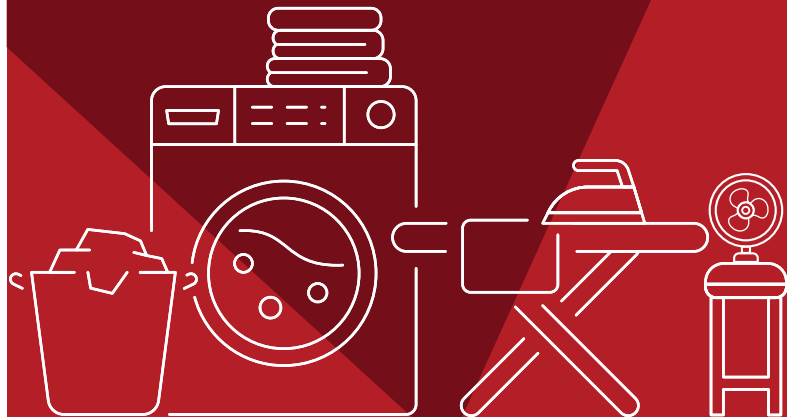
Manufactured for & Marketed by :
Lifelong Online Retail Private Limited

For queries and complaints:
please contact: customercare@lifelongonline.com
www.lifelongindiaonline.com

lifelong

SPIN MOP

User Manual



Built for Home. Built for India.

INTRODUCTION:

Welcome to the Lifelong family.

Dear Customer,

Congratulations on purchasing Lifelong Spin MOP and a warm welcome to the Lifelong family.

At Lifelong, we take pride in developing quality products for your home, health and happiness. Through constant innovation in our products, we have been able to develop a wide spectrum of products across Home, Kitchen, Grooming and Wellness categories. We strive to enrich the lives of the modern consumer every day.

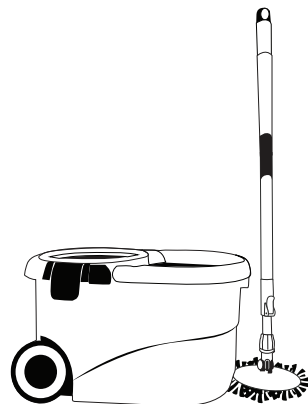
Keeping that in mind, we have offered all our products at a fair and honest price.

We hope that this Spin MOP serves you and your needs without any hassles.

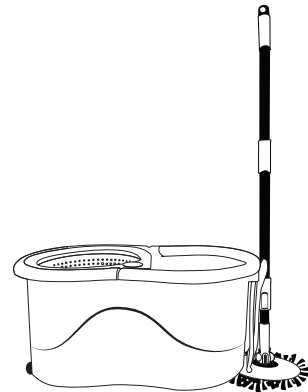
Thanks again for becoming a part of the Lifelong family. Enjoy using the product!

Warm Regards,

Team Lifelong



LLMOP901



LLMOP902

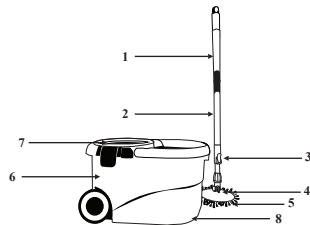


LLMOP903

TABLE OF CONTENTS:

1. Product Identification
2. Features
3. How To Assemble
4. How To Use
5. Head Removal
6. Cleaning & Storage
7. Warranty

PRODUCT IDENTIFICATION:



1. Upper Handle
2. Lower Handle
3. MOP Lock
4. MOP Base
5. MOP with Head
6. Bucket
7. Dehydrator Basket
8. Water Drain Plug

IMPORTANT FEATURES OF YOUR LIFELONG SPIN MOP:

- Easy and spill proof cleaning of a variety of floors such as marble, Granite, ceramic tiles, Wooden floors etc.
- Made from high quality materials and is durable and lightweight.
- Extension pipes made of steel for height adjustment and convenience.
- 360° rotating action for powerful cleaning.

- Washable and reusable microfiber pads.
- Wringer for drying the MOP Head – no dripping, no spillage and no need to touch with your hands.

HOW TO ASSEMBLE:

1. Install the upper handle and lower handle
(Screw upper handle clockwise into lower handle).



2. Install the lower handle and MOP base.




5

3. To Assemble the MOP
(Pair Upper Disc and Cloth Disc together until a 'click' sound is heard).



HOW TO USE:

1. Fill the Water Container with sufficient quantity of clean water and with your choice of floor cleaning solution.
2. Place the MOP in the water container in an upright position with MOP lock in an open position.



6


3. While holding the MOP by upper handle, move the MOP up and down several times. This ensures that the MOP is sufficient wet.



4. Now lift the MOP and close the MOP lock. The MOP is now ready for use.
5. If the MOP becomes dirty from wiping the floor, repeat the process in above points.

MOP HEAD REMOVAL AND CLEANING:

Gently step on the MOP head while pushing the mop away from you. The MOP must be oriented so that the disk attachment joint does not bend as you push the mop away.



CLEANING AND STORAGE:

- Empty the container by draining the water with the help of drain plug.
- Rinse the container with clean water until no residue remains inside the container.
- Do not use any abrasive materials to clean the containers.
- The microfibre MOP is washable and reusable.

Terms and Conditions:

1. This warranty is void if:
 - a. The completely filled warranty card is not presented at the time of servicing the product.
 - b. The product is not operated according to the instructions given under the user manual.
 - c. Damages are caused by lightning, abnormal voltage, water or other liquid intrusion, fire, flood, accident, negligence or improper handling.
 - d. Product has been damaged due to installation, repairs, alterations or modifications by unauthorized service organizations or persons.
 - e. Product label specifying the model number, serial number and production code has been removed and altered.
 - f. Defects or parts requiring replacement due to ordinary wear and tear, corrosion, rust or stains, scratches, dents on the casing or paintwork of the product.
 - g. Claims damaged and/or missing parts (accessories) after 7 days from the original date of goods received.
 - h. Defects or faults in product which have been used for commercial/industrial purposes or which have been rented/leased or have been otherwise subject to non-household/non-domestic use.
2. Repairs or replacements will be carried out by authorized service provider.
3. During the limited warranty period, Lifelong or its authorized service provider will repair without charge the defective unit inclusive of labor and parts and restore the unit to its optimum working condition. All defective parts used for the warranty repair should be surrendered to Lifelong and/or its authorised servicer.
4. All expenses incurred in collecting the unit (s) or part(s) thereof from authorised service provider as will as any other expenses and incidentals will be borne by the consumer.

5. Lifelong obligations are limited to the repair and replacement of the defective product. Except as set forth above, there are no other express or implied warranty and all warranted, conditions or other terms implied by statute or common law (including any warranty of satisfactory quality, merchantability or fitness for a particular purpose) are excluded to the fullest extent permitted by the law.
6. Lifelong total liability for damages relating to or arising out of the purchase or use of the product regardless of the type or cause of such damage of the form of characterization of the claim asserted (e.g. contract or tort) shall not exceed the original purchase price paid for the product.
7. However in no event shall Lifelong and Lifelong authorized distributors be liable for any punitive, special incidental, indirect or consequential losses or damages whatsoever (including without limitation, damages for the loss of revenue, business, profits, goodwill, or contracts, business interruptions, loss of business information or any other pecuniary loss.) Whether or not Lifelong has been advised of the possibility of such damages. These limitations shall apply not with standing the failure of the essential purpose of any limited warranty. This limited warranty does not affect consumer's statutory rights under the law.
8. No carrier, dealer or employee is thereof authorized to make modifications to this warranty and you should not reply on any such representation. Lifelong reserves the right to amend the terms and conditions if necessary.

Consumer Warranty Card

Dear Customer,

Thank you for choosing a Lifelong consumer product. All Lifelong Consumer products are designed and manufactured to the highest standards to deliver high quality performance, as well as easy installation and use. At Lifelong, we believe in providing not only service, but adding value to your purchase. The warranty has therefore been designed especially for you with your interest at heart.

Warranty Service

All Lifelong consumer products are covered against manufacturing defects from them date of purchase.

Name of the product: _____

Model: _____

Warranty coverage: 1 year

Please note: Purchase receipt is necessary for warranty verification.

Customer Care: customercare@lifelongonline.com

Customer Details

Name: _____

Address: _____

Home Number: _____

Office Number: _____

E-mail Address: _____

Product Details

Model No.: _____

Serial No.: _____

Purchase Date: _____

Invoice Number: _____

Online Site: _____

Please log on to www.lifelongindiaonline.com and complete the online warranty form with your personal and product details within 14 days.