

Manufactured for & Marketed by :
Lifelong Online Retail Private Limited
Made in China
For queries and complaints:
please contact: customercare@lifelongonline.com
www.lifelongindiaonline.com

ووملونا

AUTOMATIC HAIR CURLER

User Manual



Built for Style. Built for India.

INTRODUCTION:

Dear Customer, Congratulations!

We welcome you to the Lifelong family, as you welcome the Lifelong Wireless Automatic Hair Curler to be a part of your home.

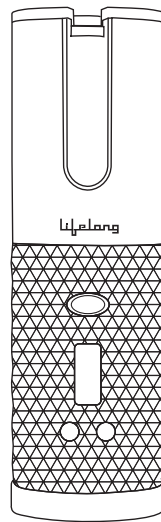
At Lifelong, our products are carefully built for the needs of India, which is why we have crafted a diverse range of innovative products, across a spectrum of categories - Home, Kitchen, Grooming, Fitness, Lifestyle and Smart Home, to better help you. We then deliver them at the best prices, enriching your everyday living.

We are sure you can't wait to start using your new Lifelong Wireless Automatic Hair Curler.

We know we can't!

Looking forward to building our bond for life, cheers!

Thank you, Team Lifelong



LLPCW101

TABLE OF CONTENTS:

1. About the product
2. Safety Precautions
3. Operating Instructions
4. Terms & Conditions
5. Warranty Card

ABOUT THE PRODUCT

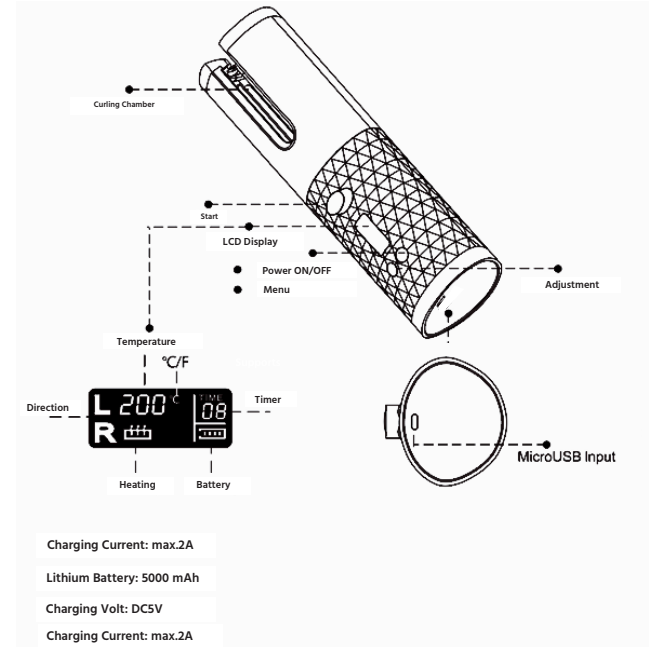
The Lifelong Wireless Automatic Hair Curler is the ultimate hair styling tool for anyone who wants perfectly defined curls without leaving the comfort of their home. This innovative hair curler is designed to effortlessly create beautiful, bouncy curls without any cords or tangled wires to deal with. With its advanced wireless technology, you can enjoy complete freedom of movement while styling your hair.

SAFETY PRECAUTIONS:

This appliance should only be used as described within this instruction booklet. **WARNING!** Do not use this appliance near water contained in basins, bathtubs, or other vessels.

- Do not use the appliance in the bathroom where it may get wet.
- Do not immerse the appliance in water or other liquids.
- Always inspect the appliance before use for noticeable signs of damage.
- Do not use if damaged, or if the appliance has been dropped
- Do not leave the appliance unattended when on.
- Do not place the appliance on any heat sensitive surface whilst in operation.
- In the event of the appliance being left switched on, the appliance will automatically shut off after 5 minutes. If you wish to continue using the appliance after this time, simply turn the power on.

- Take care to avoid the hot surface of the appliance coming into direct contact with the skin, in particular the eyes, ears, face, and neck.
- This appliance should not be used by adults who have reduced physical, sensory, or mental capabilities, or whose lack of experience and knowledge, might cause a hazard, unless they have been correctly instructed to and understand the safe use and hazards involved and are adequately supervised.
- Careful adult supervision is required when this appliance is used on or near children. Do not allow use by young children. This appliance is not a toy.
- This appliance should not be used, cleaned, or maintained by children.
- Always ensure that this appliance is always kept out of the reach of children, particularly during use and whilst cooling.
- Allow appliance to cool before storing away.
- If the USB cable is damaged, it must be replaced by the manufacturer, its service agent, or other qualified persons to avoid hazard.
- This appliance is not intended for commercial use.



Specifications

- Lithium Battery: 5000mAh
- Charging Volt: DC 5V
- Charging Current: max.2A
- Charging time: 3 hours @charging current is 2A@25°C
- Output Volt: DC 5V
- Output Current: max.2A
- Working time: 60min@ 180°C

OPERATING INSTRUCTIONS

Wireless Automatic Hair Curler

1. Press and hold "Power ON/OFF" for 2s to turn on appliance until you hear a "beep" and LCD display is ON.

Note: Press "Power ON/OFF" for 2s to turn off. If you forget to turn the appliance off, it will shut itself off self-off automatically after 5 minutes.

2. Press "Menu" to choose Temperature, Direction, °C/F and Timer one by one and press "Adjustment" to set the value.

- Temperature range: 150 °C, 160°C, 170 °C, 180 °C, 190 °C, 200 °C.

Direction: Left or Right.

- C/F: °C or F

Timer range: 8s, 10s, 12s, 14s, 16s, 18s.

3. Appliance starts to heat following your temperature setting.

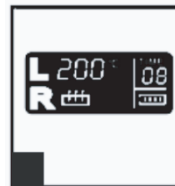
Note: Heating symbol will blink when heating. Once it reaches your temperature setting symbol will stop blinking and you will hear "beep-beep"

4. Comb through to remove any tangles and divide the hair into sections, no more than 2cm wide.

5. Determine the amount of hair by using the hair sectioning accessory. Start with a hair 1cm in width.



6. Choose your heat, curl direction (left, right or mixed), and timer setting



7. Start with ½" section of hair



8. Place a section of your hair into the curling chamber, then press and hold the button to begin curling.



9. Wait for the beep and then release the perfect curl.



10. Lay the section of hair through curling chamber and hold down 'start' button to active the motor to draw hair into curling chamber.

11. Please release the 'Start' button when you hear the first beep.

12. Automatic curling is finished when you hear final beep. The number of times product will beep will be the same as the Timer set i.e., Timer set on No 8 = equals 8 beeps.

Terms and Conditions:

1. This warranty is void if:
 - a. The completely filled warranty card is not presented at the time of servicing the product.
 - b. The product is not operated according to the instructions given under the user manual.
 - c. Damages are caused by lightning, abnormal voltage, water or other liquid intrusion, fire, flood, accident, negligence or improper handling.
 - d. Product has been damaged due to installation, repairs, alterations or modifications by unauthorized service organizations or persons.
 - e. Product label specifying the model number, serial number and production code has been removed and altered.
 - f. Defects or parts requiring replacement due to ordinary wear and tear, corrosion, rust or stains, scratches, dents on the casing or paintwork of the product.
 - g. Claims damaged and/or missing parts (accessories) after 7 days from the original date of goods received.
 - h. Defects or faults in product which have been used for commercial/industrial purposes or which have been rented/leased or have been otherwise subject to non-household/non-domestic use.
2. Repairs or replacements will be carried out by authorized service provider.
3. During the limited warranty period, Lifelong or its authorized service provider will repair without charge the defective unit inclusive of labor and parts and restore the unit to its optimum working condition. All defective parts used for the warranty repair should be surrendered to Lifelong and/or its authorised servicer.
4. All expenses incurred in collecting the unit (s) or part(s) thereof from authorised service provider as well as any other expenses and incidentals will be borne by the consumer.
5. Lifelong obligations are limited to the repair and replacement of the defective product. Except as set forth above, there are no other express or implied warranty and all warranted, conditions or other terms implied by statute or common law (including any warranty of satisfactory quality, merchantability or fitness for a particular purpose) are excluded to the fullest extent permitted by the law.
6. Lifelong total liability for damages relating to or arising out of the purchase or use of the product regardless of the type or cause of such damage of the form of characterization of the claim asserted (e.g. contract or tort) shall not exceed the original purchase price paid for the product.
7. However in no event shall Lifelong and Lifelong authorized distributors be liable for any punitive, special incidental, indirect or consequential losses or damages whatsoever (including without limitation, damages for the loss of revenue, business, profits, goodwill, or contracts, business interruptions, loss of business information or any other pecuniary loss.) Whether or not Lifelong has been advised of the possibility of such damages. These limitations shall apply not with standing the failure of the essential purpose of any limited warranty. This limited warranty does not affect consumer's statutory rights under the law.
8. No carrier, dealer or employee is thereof authorized to make modifications to this warranty and you should not rely on any such representation. Lifelong reserves the right to amend the terms and conditions if necessary.

Consumer Warranty Card

Dear Customer,

Thank you for choosing a Lifelong consumer product. All Lifelong Consumer products are designed and manufactured to the highest standards to deliver high quality performance, as well as easy installation and use. At Lifelong, we believe in providing not only service, but adding value to your purchase. The warranty has therefore been designed especially for you with your interest at heart.

Warranty Service

All Lifelong consumer products are covered against manufacturing defects from them date of purchase.

Name of the product: _____

Model: _____

Warranty coverage: 1 year

Please note: Purchase receipt is necessary for warranty verification.

Customer Care: customercare@lifelongonline.com

Customer Details

Name: _____

Address: _____

Home Number: _____

Office Number: _____

E-mail Address: _____

Product Details

Model No.: _____

Serial No.: _____

Purchase Date: _____

Invoice Number: _____

Online Site: _____

Please log onto to www.lifelongindiaonline.com and complete the online warranty form with your personal and product details within 14 days.