

vibez by **وہمہ لنگ**

Glam

Introduction

Dear Customer,

Congratulations! We welcome you to the world of Vibez, as you welcome our Vibez Glam Smartwatch to be a part of your home.

At Vibez, our products are carefully built for all your day-to-day needs, which is why we have carefully crafted a range of products for your pleasure. We then deliver them at the best prices, to make sure that you only get good vibes.

We are sure you can't wait to start using your new Vibez Glam Smartwatch.

Looking forward to building our bond for life, cheers!

Thank you, Team Vibez

Table of Contents:

1. About the product
2. Markings on product
3. Know your device
4. App Installation
5. Operating Instructions
6. Watch Features
7. Charging
8. Do's and Dont's
9. Terms and Conditions
10. Warranty Card

About the Product:

The VibeZ smartwatch comes with an AMOLED display and a dial that supports a captivating design and a responsive touch interface for effortless control. The health monitoring features in the watch help you keep track of your heart rate and are great to keep track of your blood oxygen levels as well.

Markings on Product



Know Your Device:

How to wear the device:

Please wear the gadget properly, about one finger from the wrist, and arrange it so that it is comfortable.

Tip: When wearing a heart rate monitor, please wear the gadget a little bit tighter.



App Installation:

1. Long press the side button to power on, swipe down from the top of the watch face's home page, go to "Settings--About--Download QR code" and scan the QR code to download and install the "Vibez Fit" App. You can also scan below the "Vibez Fit" QR code to download and install the "Vibez Fit" APP.



2. Go to "Vibez Fit App" and select "Add Device" on the device page, then follow the instructions on the screen.

How to connect to bluetooth call feature:

Android phone: After the App and the watch are successfully bound, it will automatically prompt whether to pair with the audio Bluetooth "Vibez Fit App," please click to pair it directly.

IOS phone (IOS model system version 13 and above supports one-key connection prompt) and some Android mobile phones: After the App is successfully bound to the watch, when using the phone's function, you need to manually go to phone settings--Bluetooth--Search audio Bluetooth "Vibez Fit". Click to pair the audio Bluetooth "Vibez Fit". The phone function can be used normally only after the pairing is successful.

Tips:

1. Please upgrade the app to the latest version to get the best experience.
2. Android 5.0 and IOS 9.0 or the above systems are compatible with the App.
3. When connecting with an iPhone for the first time, a "Pair" reminder will pop-up, click to pair, for the incoming calls and instant messages to be pushed.
4. When connecting with an android for the first time, a "Permissions" reminder will pop-up, please follow up the guidance and allow permissions to ensure all functions are working properly.

5. To connect successfully, please turn on your mobile phone's Bluetooth.
6. If the device cannot be searched or connected to during usage, please reset, or turn off the watch and try again.

Operating Instructions:


- a. Setting page: Swipe down from the main page, go to the shortcut page.
- b. Information page: Swipe up from the main page.
- c. Main Menu Page: Swipe right from the main page. You can change the menu styles by double clicking on the upper button or make changes on the settings page.
- d. Shortcut page: Swipe left from the main page.
- e. Quick access to change watch faces: Long press the watch face on the main page, swipe left or right to choose watch faces.
- f. Power on/off: press and hold the upper button for 3 seconds on the dial interface.
- g. Normal operation, press the upper side button to return to the previous page; On the main page, press the upper side button to turn on/off the screen, and press the downside button to enter the exercise shortcut list.

Watch Features:

1. Sport modes: 70 sport modes are supported in this smartwatch. Record daily steps, distance, and calories. (More details can be viewed in app).

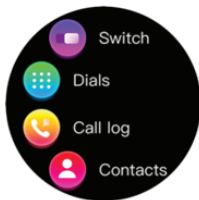


2. SOS: You can add contacts in your list of "SOS calls" on the watch.



3. Phone:

- Dial: Connect your phone to the watch to make calls on the watch.
- Call History: Record your call history.
- Contacts: Contacts can be added synchronously on the App.
- Switch: BT Bluetooth switch, control phone calls and media audio functions.



4.Heart rate monitoring: measure the current heart rate value, the watch can record and display the heart rate value for 24 hours throughout the day, and automatically monitor the heart rate every 10 minutes.



More detailed information analysis and data records can be viewed in the App.

(The value is for your reference only*).

5. Sleep: Records and displays your total hours of sleep, deep sleep, and light sleep.

(More detailed information analysis and data records can be viewed in the App).



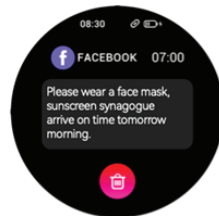
6. Weather: Displays the current weather conditions and the weather for the next 3 days. The weather information will be displayed once you connect to the App. If you are disconnected for a long time, the weather information will not be updated.



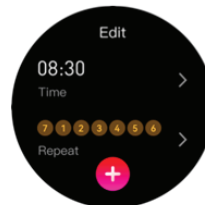
7. Music control: After connecting to the mobile phone, you can “play/pause” or switch music by pressing “previous/next song” on your smart watch to control music on your phone, you can adjust the volume as well.



8. Message push: message reminders, sync notifications from your phone, and save 8 latest message reminders.



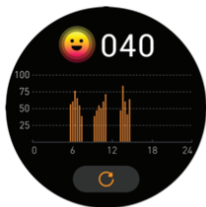
9. Alarm: 8 alarm reminders can be set; the watch will vibrate, and the screen will brighten.



10. Wrist: When the screen is off, raise your wrist 90 degrees/180 degrees and the screen will light up.




11. Breathing training: You can set the breathing rhythm, time, and follow the training prompts to complete the breathing training.




12. Menstrual Period Reminder- Your smartwatch is equipped with a menstrual period reminder feature that can help you track and manage your menstrual cycle. This feature allows you to set reminders and receive notifications about upcoming periods, making it easier for you to plan and prepare for those days.



13. Voice assistant: Double-click the down button to activate the voice assistant, then click it to activate the phone's function by saying the voice assistant's "word" (for example, hello google). (Note: To function, the watch must be Bluetooth-connected to the phone.)



14. Games: Bird game.




15. Other functions: Stopwatch/ Flashlight/Timer/Find your phone/Calculator.

Stopwatch/ Flashlight/Timer/Find phone/Calculator.



16. Setting: Dial/Menu view/ Brightness/Sound settings/About/Power, Reset/App Download/Password lock.



Other Functions

Find watch, 12/24-hour time system, sedentary reminder, low battery reminder, incoming call reminder, online dial/custom dial, unit setting, turning the wrist to brighten the screen, and goal accomplishment reminder are some of the other features available.

Charging:

Attach the charging cable to the watch charging port, ensuring the metal pins are fully connected. Please use the correct charging adapters which are 5V 0.5A above.

Note: If the smartwatch cannot be powered on after being left unused for long time, please clean up the charging metal pins to make sure they are connecting well.

Dos and Don'ts:

- Please do not expose the main unit to any chemicals.
- Please do not place the main unit close to strong magnetic fields or electric fields.
- Please do not put the unit under water or near elevated temperatures.
- Please do not disassemble or try to repair the product yourself.

Disposal and recycling:

Please be aware that this is the consumer's responsibility to properly dispose of and recycle the smartwatch and the accompanying components. Do not dispose of the smartwatch with general waste. It should be disposed at your local electronics equipment collection facility.

For more information, please contact your local electronics equipment waste management authority or the retailer where you bought your smart watch.

Terms and Conditions:

1.This warranty is valid if:

- a. The completely filled warranty card is not presented at the time of servicing the product.
 - b. The product is not operated according to the instructions given under the user manual.
 - c. Damages are caused by lightning, abnormal voltage, water or other liquid intrusion, fire, flood, accident, negligence or improper handling.
 - d. Product has been damaged due to installation, repairs, alterations or modifications by unauthorized service organizations or persons.
 - e. Product label specifying the model number, serial number and production code has been removed and altered.
 - f. Defects or parts requiring replacement due to ordinary wear and tear, corrosion, rust or stains, scratches, dents on the casing or paintwork of the product.
 - g. Claims damaged and/or missing parts (accessories) after 7 days from the original date of goods received.
 - h. Defects or faults in product which have been used for commercial/industrial purposes or which have been rented/leased or have been otherwise subject to non-household/non-domestic use.
2. Repairs or replacements will be carried out by authorized service provider.
3. During the limited warranty period, Vibez C/o Lifelong Online Retail Private Limited or its authorized service provider will repair without charge the defective unit inclusive of labor and parts and restore the unit to its optimum working condition. All defective parts used for the warranty repair should be surrendered to Vibez C/o Lifelong Online Retail Private Limited and/or its authorised servicer.
4. All expenses incurred in collecting the unit (s) or part(s) thereof from authorised service provider as well as any other expenses and incidentals will be borne by the consumer.

5. Vibez C/o Lifelong Online Retail Private Limited obligations are limited to the repair and replacement of the defective product. Except as set forth above, there are no other express or implied warranty and all warranted, conditions or other terms implied by statute or common law (including any warranty of satisfactory quality, merchantability or fitness for a particular purpose) are excluded to the fullest extent permitted by the laws.
6. Vibez C/o Lifelong Online Retail Private Limited total liability for damages relating to or arising out of the purchase or use of the product regardless of the type or cause of such damage of the form of characterization of the claim asserted (e.g. contract or tort) shall not exceed the original purchase price paid for the product.
7. However in no event shall Vibez C/o Lifelong Online Retail Private Limited and Vibez C/o Lifelong Online Retail Private Limited authorized distributors be liable for any punitive, special incidental, indirect or consequential losses or damages whatsoever (including without limitation, damages for the loss of revenue, business, profits, goodwill, or contracts, business interruptions, loss of business information or any other pecuniary loss.) Whether or not Vibez C/o Lifelong Online Retail Private Limited has been advised of the possibility of such damages.
- These limitations shall apply not with standing the failure of the essential purpose of any limited warranty. This limited warranty does not affect consumer's statutory rights under the law.
8. No carrier, dealer or employee is thereof authorized to make modifications to this warranty and you should not rely on any such representation. Vibez C/o Lifelong Online Retail Private Limited reserves the right to amend the terms and conditions if necessary.

Consumer Warranty Card

Dear Customer,

Thank you for choosing a Vibez C/o Lifelong Online Retail Private Limited consumer product. All Vibez Consumer products are designed and manufactured to the highest standards to deliver high quality performance, as well as easy installation and use. At Vibez C/o Lifelong Online Retail Private Limited, we believe in providing not only service, but adding value to your purchase. The warranty has therefore been designed especially for you with your interest at heart.

Warranty Service

All Vibez consumer products are covered against manufacturing defects from the date of purchase.

Name of the product: _____

Model: _____

Warranty coverage: 1 year

Please note: Purchase receipt is necessary for warranty verification.

Customer Care: wearelistening@vibezpro.com, +91-7353220011

Customer Details

Name: _____

Address: _____

Home Number: _____

Office Number: _____

E-mail Address: _____

Product Details

Model No.: _____

Serial No.: _____

Purchase Date: _____

Invoice Number: _____

Online Site:

Please log on to www.vibezpro.com and complete the online warranty form with your personal and product details within 14 days.