

vibez by **lifelong**

hype

Introduction

Dear Customer,

Congratulations! We welcome you to the world of Vibez, as you welcome our Vibez Hype Smart Watch to be a part of your home.

At Vibez, our products are carefully built for all your day-to-day needs, which is why we have carefully crafted a range of products for your pleasure. We then deliver them at the best prices, to make sure that you only get good vibes.

We are sure you can't wait to start using your new Vibez Hype Smart Watch.

Looking forward to building our bond for life, cheers!

Thank you, Team Vibez

Table of Contents:

1. About the Product
2. Product Markings
3. App Installation
4. Smart Watch Functions
5. Terms and Conditions
6. Warranty Card

About the Product:

The Vibez smartwatch comes with a borderless display with high-definition colours, it also comes with a dial that sports a captivating design and a responsive touch interface for effortless control. The health monitoring features in the watch help you keep a track of heart rate and are great to keep a track of your blood oxygen levels as well.

Product Markings:



App Installation:

Only in the app after the bracelet is connected, other functions can be used, such as time synchronisation, call reminder and information content push, weather display, remote camera, music control, etc.

You can download the "Vibez Pro Max" App from the App store.



Compatible with iOS 9.0 & above and Android 5.0 & above.

If the watch's firmware or the APP is not the latest version, it may affect the usage of the watch or the APP. Please update the watch's firmware and the APP to the latest version. Firmware Upgrade: [Vibez Pro Max] + [Device] + [Firmware upgrade] + [upgrades].

APP Upgrade: [Vibez Pro Max] + [Profile] + [About] + [update].

APP Connection

1. Turn on Bluetooth and GPS on your mobile phone. Ensure the watch is not paired with another phone

2. Connect the Device directly with Mobile APP: APP- [Vibez Pro Max] + [Device] + [Add device] + Tap on the searched watch name to pair it.

Do not connect watch with the phone's Bluetooth directly.

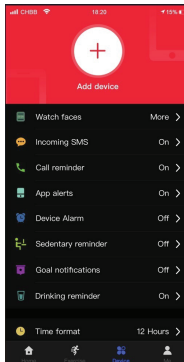
Mobile Phone Setting

Ensure that the permission of notifications of APP in your mobile phone is turned on: [Mobile phone] + [Settings] + [Notifications] + [Permissions] + [Vibez Pro Max] Set all permissions to ON.

• Special Note 1: For Apple phones with operating system above iOS 12, go to [Settings] + [Bluetooth] + [Device name] + tap + [Share system notifications] + Ensure its ON.

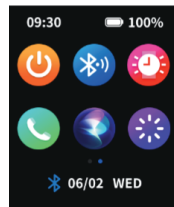
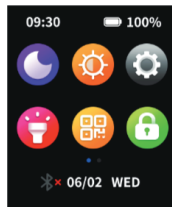
• Special Note 2: If you open an application (Skype/WhatsApp, etc.) both on your computer and mobile phone, then no notification message will be displayed on the watch.

Special Attention: Android phone will automatically clean up infrequently used APP, causing APP to be closed in the background. Please turn on the relevant permissions to ensure normal use.




Smart Watch Functions:

1. Stopwatch & Countdown
2. Quick shortcut for power, Audio BT, watch face, BT call, reboot DND, screen brightness, voice assistant, settings, flashlight, screen locker.



3. Ai Voice assistant

Vibez Hype BT name connected with the app, and the Audio BT (Vibez Hype) to phone setting. then swipe from top to bottom on the home page to enter and click the icon. Now you can talk via watch to command phone.



4. Change Watch Face

Method 1: Long press on the home page, then slide to switch the watch face, click to select.

Method 2: Customize the watch face and change the watch face via the APP's watch face store: [Vibez Pro Max] -> [Device] -> [Watch faces] -> [More] -> [Select picture] -> OK to download and change it with the new watch face (Do not leave the download interface until the download is 100% completed).

5. Step Counting: Activity data resets every day after 00:00, and you can check the history records in the APP.

6. Heart Rate Monitoring: It measures your heart rate data. To measure your heart rate: Turn on the heart rate monitoring function, and after 2 seconds it will automatically measure the heart rate, then wait for about 10-20 seconds until the measurement is completed.
Besides, if you need 24H automatic heart rate monitoring, you can also set this function in the APP: [Vibez Pro Max] -> [Device] -> Turn on [Automatic heart rate detection].

Notes:

- i) Ensure the sensor at the back of the watch slightly touches the skin and the wristband not too tight or too loose.
- ii) If you need to measure the exercise heart rate, please go to the exercise mode for measurement.

7. Blood Oxygen Monitoring: It measures your blood oxygen saturation data. You can check the historical measurement results in the APP's blood oxygen interface.

8. Blood Pressure Monitoring: It measures your blood pressure data.

You can check the historical measurement results in the APP's blood BP interface.


9. Sleep Monitoring: It records your sleep data, and you can check the history records in the APP.

10. Weather: You need to connect the watch and Vibez Pro Max APP to get the weather information in your location. Moreover, you can go to [Vibez Pro Max] + [Profile] + [Unit Setting] + [Temperature] to switch between °C and °F.

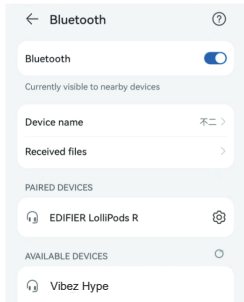
Note: The weather information displayed on the smart watch is obtained from a third-party weather service provider. If your smart phone and smart watch obtain weather data from different weather service providers, then the displayed weather information may also be different.

11. Calling function

Step 1: Audio Bluetooth -> Open.

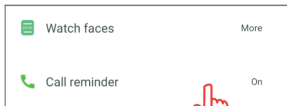


Step 2: Cell phone Setting; Find BT name: Vibez Hype, connect
(See Image below).

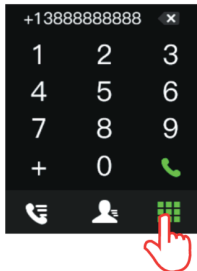


Step 3:

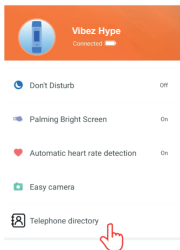
Notes: 1.5mins after a phone call, the watch will automatically enter the "low power consumption mode", the button will show grey, when the [incoming call notification] permission in the APP is turned on, it will be automatically activated when there is an incoming call.



Step 4: After connecting the audio BT. Users can click the right finger pointed icon to enter the dial page to dial the phone out. Or check the contact list or check call history.



Step 5: Sync the contact list. Go to the app, in telephone directory, and click "+" to input the contacts user needs to call in daily life then it will sync to the watch contact list when app is connected.



Music Control: (Connect watch with app and switch to music page)

1.watch can control the music playback on the phone and control volume

2. Play the music via the watch speaker: Connect the audio BT (Vibez Hype) to phone setting → go to the music interface, watch speaker shall play the music, please stay in the music interface, otherwise, after 1.5 minutes, it will enter the power saving mode, If you want to play again, it needs to turn on the [Audio Bluetooth] manually again.

13. Multiple sport modes: Exercise data will be automatically synchronized to the APP when connected, and you can check the detailed data records in the sports mode in the APP.

Notes: The watch does not build with GPS. But the GPS track function can be used in the Sport mode of app.

14. Breathing Exercises: Follow the on-screen instructions for inhalation and exhalation (Breathing exercises help relax a person's mood, reduce psychological stress and improve vital capacity).

15. Shutter (watch should be connected to the APP)

Method 1: In the APP: Go to [Vibez Pro Max] → [Device] → [Easy camera] and click the shutter button to take a photo.

Method 2: On the watch: Click the shutter button on the watch's interface to take a photo or shake your arm to take a photo automatically.

16. Sedentary Reminder: Go to [Vibez Pro Max] → [Device] → [Sedentary reminder] to enable/disable this function. If the watch detects not enough activities or steps during the set time period, the sedentary reminder function will be enabled, and the watch will then remind you every hour.

17. Alarm Function: Go to [Vibez Pro Max] → [Device] → [Alarm] to set alarms according to your needs. Up to 5 alarms can be set (The alarm will only give a reminder when the set time is more than 2 minutes).

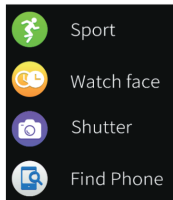
18. Call Reminder: Go to [Vibez Pro Max] → [Device] → [Call reminder] to enable/disable this function. After the call reminder function is enabled, then the watch can remind you of the incoming calls on your phone.

Note: The watch cannot be used to answer calls or reply to messages. It can only display messages or reject the incoming call.


19.Wake Screen on Wrist Raise: Flip your arm, and the screen will automatically light up.

20. Message Notification: The watch can save the latest 5 messages.

21. Menu: The watch inbuild with list view menu options.



22. Customize the main pages of Right Swipe: When we continuously swipe the screen from left to the right, you can see sports activity, heart rate, sleep, weather and so on. The last page has a "+" option, via which user can add the feature they want to put also when the user wants to remove some of above features and replace them with another feature (widget), the user can long touch the screen re for 3 seconds, it comes up with a delete icon. User can swipe and choose which feature (widget) to delete and press the crown button to exit, later user can again add a new feature page in the section of "+"



Note: the watch is equipped with wireless charger .and its charging current watch can take is under 5V/1.5A

Terms and Conditions:

1.This warranty is void if:

- a. The completely filled warranty card is not presented at the time of servicing the product.
 - b. The product is not operated according to the instructions given under the user manual.
 - C. Damages are caused by lightning, abnormal voltage, water or other liquid intrusion, fire, flood, accident, negligence or improper handling.
 - d. Product has been damaged due to installation, repairs, alterations or modifications by unauthorized service organizations or persons.
 - e. Product label specifying the model number, serial number and production code has been removed and altered.
 - f. Defects or parts requiring replacement due to ordinary wear and tear, corrosion, rust or stains, scratches, dents on the casing or paintwork of the product.
 - g. Claims damaged and/or missing parts (accessories) after 7 days from the original date of goods received.
 - h. Defects or faults in product which have been used for commercial/industrial purposes or which have been rented/leased or have been otherwise subject to non-household/non-domestic use.
2. Repairs or replacements will be carried out by authorized service provider.
3. During the limited warranty period, Vibez C/o Lifelong Online Retail Private Limited or its authorized service provider will repair without charge the defective unit inclusive of labor and parts and restore the unit to its optimum working condition. All defective parts used for the warranty repair should be surrendered to Vibez C/o Lifelong Online Retail Private Limited and/or its authorised servicer.

4. All expenses incurred in collecting the unit (s) or part(s) thereof from authorised service provider as well as any other expenses and incidentals will be borne by the consumer.

5. Vibez C/o Lifelong Online Retail Private Limited obligations are limited to the repair and replacement of the defective product. Except a set forth above, there are no other express or implied warranty and all warranted, conditions or other terms implied by statute or common law (including any warranty of satisfactory quality, merchantability or fitness for a particular purpose) are excluded to the fullest extent permitted by the law.

6. Vibez C/o Lifelong Online Retail Private Limited total liability for damages relating to or arising out of the purchase or use of the product regardless of the type or cause of such damage of the form of characterization of the claim asserted (e.g. contract or tort) shall not exceed the original purchase price paid for the product.

7. However in no event shall Vibez C/o Lifelong Online Retail Private Limited and Vibez C/o Lifelong Online Retail Private Limited authorized distributors be liable for any punitive, special incidental, indirect or consequential losses or damages whatsoever (including without limitation, damages for the loss of revenue, business, profits, goodwill, or contracts, business interruptions, loss of business information or any other pecuniary loss.) Whether or not Vibez C/o Lifelong Online Retail Private Limited has been advised of the possibility of such damages.

These limitations shall apply not with standing the failure of the essential purpose of any limited warranty. This limited warranty does not affect consumer's statutory rights under the law.

8. No carrier, dealer or employee is thereof authorized to make modifications to this warranty and you should not reply on any such representation. Vibez C/o Lifelong Online Retail Private Limited reserves the right to amend the terms and conditions if necessary.

Consumer Warranty Card

Dear Customer,

Thank you for choosing a Vibez C/o Lifelong Online Retail Private Limited consumer product. All Vibez Consumer products are designed and manufactured to the highest standards to deliver high quality performance, as well as easy installation and use. At Vibez C/o Lifelong Online Retail Private Limited, we believe in providing not only service, but adding value to your purchase. The warranty has therefore been designed especially for you with your interest at heart.

Warranty Service

All Vibez consumer products are covered against manufacturing defects from the date of purchase.

Name of the product: _____

Model: _____

Warranty coverage: 1 year

Please note: Purchase receipt is necessary for warranty verification.

Customer Care: wearelistening@vibezpro.com, +91-7353220011

Customer Details

Name: _____

Address: _____

Home Number: _____

Office Number: _____

E-mail Address: _____

Product Details

Model No.: _____

Serial No.: _____

Purchase Date: _____

Invoice Number: _____

Online Site: _____

Please log on to www.vibezpro.com and complete the online warranty form with your personal and product details within 14 days.