

vibez by **emerald**

emerald

Introduction

Dear Customer,

Congratulations! We welcome you to the world of Vibez, as you welcome our Vibez Emerald Smart Watch to be a part of your home.

At Vibez, our products are carefully built for all your day-to-day needs, which is why we have carefully crafted a range of products for your pleasure. We then deliver them at the best prices, to make sure that you only get good vibes.

We are sure you can't wait to start using your new Vibez Emerald Smart Watch.

Looking forward to building our bond for life, cheers!

Thank you, Team Vibez

Table of Contents:

1. About the product
2. Product Markings
3. App Installation
4. Device Pairing
5. Using the Touch screen
6. Smart Watch Features
7. Dos and Don'ts
8. Basic Parameters
9. Know Your Device
10. Terms and Conditions
11. Warranty Card

About the Product:

The Vibez smartwatch comes with a borderless display with high-definition colours, it also comes with a round dial that sports a captivating design and a responsive touch interface for effortless control. The health monitoring features in the watch help you keep a track of heart rate and are great to keep a track of your blood oxygen levels as well.

Product Markings:



App Installation:

Only in the app after the bracelet is connected, other functions can be used, such as time synchronisation, call reminder and information content push, weather display, remote camera, music control, etc.

You can download the "Vibez Pro Plus" App from the App store & Google Play Store.




Step 1- Slide down



Step 2- Click on settings tap



Step 3- Select app QR code




Step 4- Scan the QR code

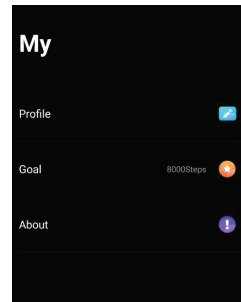


Step 5- Download the app

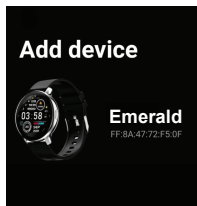
Step 6- Make sure your Bluetooth is on



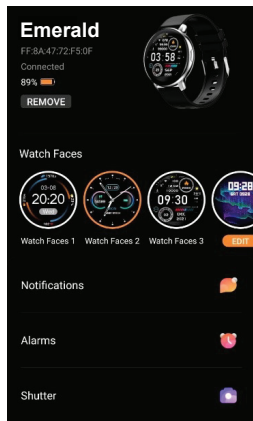
Step 7- Fill your details



Step 8- Tap on add a device



Step 9- Select VibeZ Emerald and pair your device



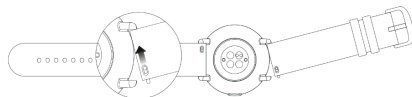
Charging:

This product has a magnetic suction type charger, please connect the charger to the base of the watch. Align and attach the charging port to the metal contact of the charging base until the charging amount is indicated on the watch screen.



Removing the strap:

- Adjust the clip position of the watch band according to your wrist.
- Please refer to the diagram for the removal of the watch band.



For Device Pairing:

Open the App and set up your profile



Go to the "Device", click "Add a device"



Choose your device on the scanning list



Finish

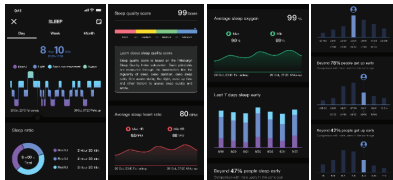
Note: When the watch is connected to your phone, you need to keep the Bluetooth of the phone On.

App Operation Instructions:

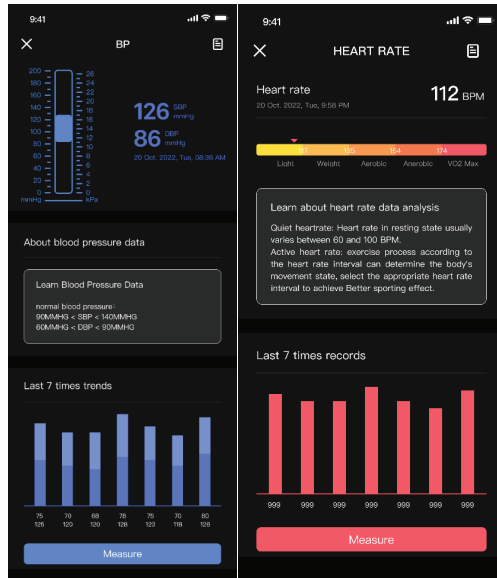
1. Enter the app movement page and press your phone screen to pull down and refresh the bracelet data.



2. Click the steps, sleep, and other blocks, and enter the analysis of the daily or recent exercise and sleep data.



3. Click the heart-rate/blood pressure blocks to enter the data of the day or recent or click the app to measure the heart rate and blood pressure. The test data will automatically be saved on the phone.



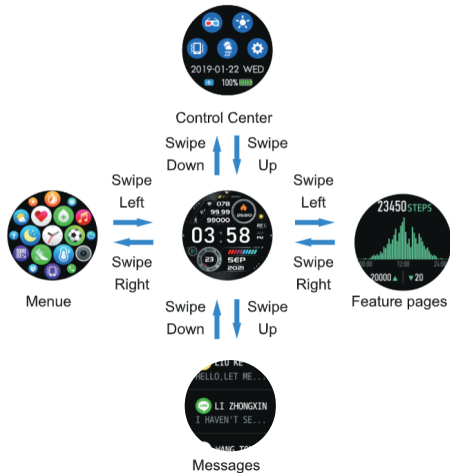
Attention:

This product is an electronic monitoring product, which is not used as medical treatment.

- Do not wear this device while bathing or swimming for longer periods.
- Use the matching charging cable for charging.

Device Operation:

Using the Touch screen:

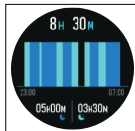


Smart Watch Features:

Weather Information: The weather Information will display the current weather, air quality Information, and predictions. This function only works if it's connected to the App, and the phone must open GPS positioning and allow the app to have access to the phone's location. If you disconnect or turn off your GPS for a long time, the weather information will not be updated.



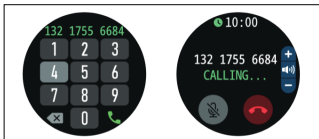
Sleep: The watch shows the recent total sleep time, as well as the quality of your sleep. More detailed information analysis and data record can be viewed in the App synchronously.



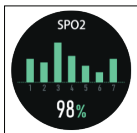
Message Reminder: The watch can receive direct phone calls and text messages and other notifications and alerts on the phone and their corresponding push product switch can be opened on the App. Note that this function can be connected to the watch in App and the settings should be completed according to the prompts.



Phone Calls: After connecting the smartwatch to the phone, you can make and answer calls. You can view the call history on the watch too.

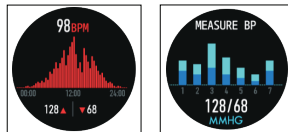


Blood Oxygen: Long press on the blood oxygen page can measure your blood oxygen value. This page can display the data of your previous blood oxygen tests. More detailed information can be viewed on the app synchronously.



Heart Rate & BP: The length of the heart rate page on the hand ring can measure your current heart rate. This page can display the data of your previous heart rate info. More detailed information can be viewed on the app synchronously.

To measure your BP, tap on the BP page, you can also record your previous blood pressure data.



Settings: On this page, long press to select other function settings, including stopwatch/ mute/ brightness adjustment/ restore factory settings/ shutdown.

Take photo control: After connecting to the app, the watch can be used as the remote control of the phone camera. Open the camera on the phone, and long press the touchscreen.



Exercise: Long press in the exercise page, the corresponding sports mode can be selected for measurements.



Training: To track your training, tap on the Training page. You can choose among 8 sports modes. The last training records will be shown on the training page as well.




Theatre Mode: The device will turn off the vibration and turn down the brightness in this mode.



Stopwatch: The clock can be started with a long press on the stopwatch page. Long press again to end the timing.



Music control: After connecting to the App, the watch can control play/pause of the music player on the mobile phone.



Dos and Don'ts:

- Please do not expose the main unit to any chemicals.
- Please do not place the main unit close to strong magnetic fields or electric fields.
- Please do not put the unit under water or near elevated temperatures.
- Please do not disassemble or try to repair the product yourself.

Know Your Device:

1.Using in Wet Conditions

Your device is water-resistant, which means it is rain-proof and splash-proof and can stand through the sweatiest workouts.

NOTE: Do not swim with your Smart Bracelet. We also do not recommend showering with your smartwatch.

Though the water will not affect the device, wearing it 24/7 does not give your skin a chance to breathe. Whenever your smartwatch gets wet, dry it thoroughly before putting it back on.

2. Using Quick View

With Quick View you can check the time or the messages from your phone on your Smart Bracelet without taping. Just turn your wrist towards you and the time screen will appear for a few seconds.

- Please do not place the main unit close to strong magnetic fields or electric fields.
- Please do not put the unit under water or near elevated temperatures.
- Please do not disassemble or try to repair the product yourself.

3.Environmental Conditions

Operating temperature: 14°F to 122°F (-10°C to 50°C) Non-operating temperature: -4°F to 140°F (-20°C to 60°C)

4.Size: Fits a wrist between 5.5 and 7.7 inches in circumference.

5.Disposal and Recycling

Please kindly be aware that it is the consumer's responsibility to properly dispose of and recycle Smartwatch and accompanying components.

Do not dispose of Smart Bracelet with common household waste, the Smart Bracelet unit is considered electronic waste and should be disposed of at your local electronic equipment collection facility.

Terms and Conditions:

1.This warranty is void if:

- a. The completely filled warranty card is not presented at the time of servicing the product.
 - b. The product is not operated according to the instructions given under the user manual.
 - c. Damages are caused by lightning, abnormal voltage, water or other liquid intrusion, fire, flood, accident, negligence or improper handling.
 - d. Product has been damaged due to installation, repairs, alterations or modifications by unauthorized service organizations or persons.
 - e. Product label specifying the model number, serial number and production code has been removed and altered.
 - f. Defects or parts requiring replacement due to ordinary wear and tear, corrosion, rust or stains, scratches, dents on the casing or paintwork of the product.
 - g. Claims damaged and/or missing parts (accessories) after 7 days from the original date of goods received.
 - h. Defects or faults in product which have been used for commercial/industrial purposes or which have been rented/leased or have been otherwise subject to non-household/non-domestic use.
2. Repairs or replacements will be carried out by authorized service provider.
3. During the limited warranty period, Vibez C/o Lifelong Online Retail Private Limited or its authorized service provider will repair without charge the defective unit inclusive of labor and parts and restore the unit to its optimum working condition. All defective parts used for the warranty repair should be surrendered to Vibez C/o Lifelong Online Retail Private Limited and/or its authorised servicer.
4. All expenses incurred in collecting the unit (s) or part(s) thereof from authorised service provider as will as any other expenses and incidentals will be borne by the consumer.

5. Vibez C/o Lifelong Online Retail Private Limited obligations are limited to the repair and replacement of the defective product. Except a set forth above, there are no other express or implied warranty and all warrantied, conditions or other terms implied by statute or common law (including any warranty of satisfactory quality, merchantability or fitness for a particular purpose) are excluded to the fullest extent permitted by the law.
6. Vibez C/o Lifelong Online Retail Private Limited total liability for damages relating to or arising out of the purchase or use of the product regardless of the type or cause of such damage of the form of characterization of the claim asserted (e.g. contract or tort) shall not exceed the original purchase price paid for the product.
7. However in no event shall Vibez C/o Lifelong Online Retail Private Limited and Vibez C/o Lifelong Online Retail Private Limited authorized distributors be liable for any punitive, special incidental, indirect or consequential losses or damages whatsoever (including without limitation, damages for the loss of revenue, business, profits, goodwill, or contracts, business interruptions, loss of business information or any other pecuniary loss.) Whether or not Vibez C/o Lifelong Online Retail Private Limited has been advised of the possibility of such damages.
- These limitations shall apply not with standing the failure of the essential purpose of any limited warranty. This limited warranty does not affect consumer's statutory rights under the law.
8. No carrier, dealer or employee is thereof authorized to make modifications to this warranty and you should not reply on any such representation. Vibez C/o Lifelong Online Retail Private Limited reserves the right to amend the terms and conditions if necessary.

Consumer Warranty Card

Dear Customer,

Thank you for choosing a Vibez C/o Lifelong Online Retail Private Limited consumer product. All Vibez Consumer products are designed and manufactured to the highest standards to deliver high quality performance, as well as easy installation and use. At Vibez C/o Lifelong Online Retail Private Limited, we believe in providing not only service, but adding value to your purchase. The warranty has therefore been designed especially for you with your interest at heart.

Warranty Service

All Vibez consumer products are covered against manufacturing defects from them date of purchase.

Name of the product: _____

Model: _____

Warranty coverage: 1 year

Please note: Purchase receipt is necessary for warranty verification.

Customer Care: wearelistening@vibezpro.com, +91-7353220011

Customer Details

Name: _____

Address: _____

Home Number: _____

Office Number: _____

E-mail Address: _____

Product Details

Model No.: _____

Serial No.: _____

Purchase Date: _____

Invoice Number: _____

Online Site:

Please log on to www.vibezpro.com and complete the online warranty form with your personal and product details within 14 days.