

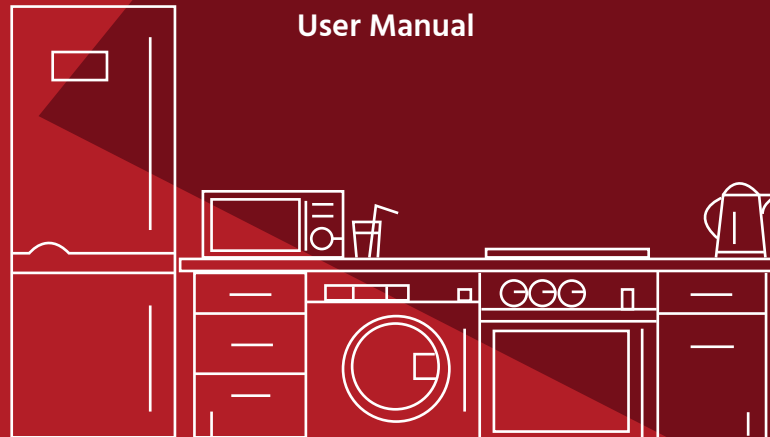
Manufactured for & Marketed by:
Lifelong Online Retail Private Limited

For queries and complaints:
please contact: customercare@lifelongindia.com
www.lifelongindiaonline.com

lifelong

MIXER GRINDER

User Manual



Built for Taste. Built for India.

INTRODUCTION:

Dear Customer,


Congratulations! We welcome you to the Lifelong family, as you welcome our Lifelong Professional Blender set to be a part of your home.

At Lifelong, our products are carefully built for the needs of India, which is why we have crafted a diverse range of innovative products, across a spectrum of categories - Home, Kitchen, Grooming, Fitness, Lifestyle and Smart Home, to better help you. We then deliver them at the best prices, enriching your everyday living.

We are sure you can't wait to start using your new Lifelong Professional Blender. We know we can't!

Looking forward to building our bond for life, cheers!

Thank you, Team Lifelong



LLPB922

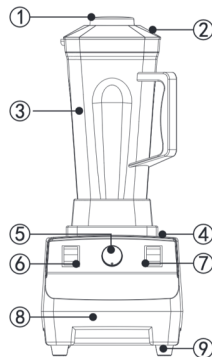
TABLE OF CONTENTS :

1. About the Product
2. Product Marking
3. Dos and Don'ts
4. Usage Instructions
5. Device Cleaning
6. Troubleshoot Chart
7. Technical Specifications
8. Terms & Conditions
9. Warranty Card

ABOUT THE PRODUCT:

Take your culinary skills to a different level with the Lifelong 2000W Professional Blender. It is a durable kitchen appliance, made with high-quality material. The jar and the blades are resistant to corrosion. This enables you to blend ingredients of varying textures effortlessly. Its efficient stainless-steel blades help to cut the toughest ingredients and gives the finest paste and smoothest shakes and purees for daily cooking, especially for smooth grinding preparation of smoothies, chutneys, dips, and pastes, and its strong ABS body gives durability & reliability to the Product which will last long in the Kitchen.

MARKING OF PRODUCT:



1. Steam Cap
2. Cup Cap
3. Mixing Cap
4. Cup Mat
5. Speed Control Knob
6. Start Switch
7. Pulse Switch
8. Base Bottom
9. Rubber Feet

DOS AND DON'TS:

- Keep the blender away from heat and sunlight.
- Clean the jar carefully before use.
- Do not place the machine on a wet surface.
- Never try to touch the moving parts or blades of the blender while operation.
- Never insert your hand or spatula or spoon, when in use.
- Never operate the blender without the jar lid.
- The jar can be cleaned by using regular dishwashing soap.
- After thoroughly rinsing with soap, clean the jar with a dry cloth.
- Never store the jar with closed lids.
- Do not use any detergent soap solutions on the main body.
- Clean the body with a dry cloth before storing for next use.
- Never immerse the motor in the water for cleaning.
- Never pull the cord to take out the plug from the socket.
- Always switch off the power supply button before cleaning, emptying or when not in use.

USAGE INSTRUCTIONS:

• Start Switch

The switch is pre-set to “OFF” before delivery. Turn the switch to the “ON” position to start the product. Turn the switch to the “OFF” position to stop the product.

• Pulse Switch

The switch is pre-set to “OFF” before delivery. Turn the switch to the “ON” position to run the product at full speed. If you release the switch, it will automatically return to the “OFF” position.

• Low/High Speed Switch

The switch is pre-set to “Low Speed” before delivery. Turn the switch to the “Low Speed” position to run the product at low speed. Turn the switch to the “High Speed” position to run the product at high speed.

DEVICE CLEANING:

- Before use pour warm water in the jar, run for a few seconds and throw away the water.
- The cleaning of the mixer grinder and jars are very necessary for maintaining smooth operation of the mixer grinder and proper hygiene.

- After you have used the mixer grinder, use warm water to remove the smell of the material from the jars and then rinse under running water.
- In order to clean the blades thoroughly, remove the blades by using the spatula to loosen the screw by twisting the dome nut on the blade clockwise, while holding the coupler from under the jar.

TROUBLESHOOT CHART:

Fault phenomenon	Cause Analysis	Exclusion Methods
The blender is not powered	1. The power cord is not plugged in. 2. The stirring cup and the main engine are not assembled properly.	1. Check the power cord to make sure it is plugged in. 2. Make sure that the mixing cup and the main machine are installed properly.
The blender is powered on but does not work	1. Long working hours, motor overheat protection. 2. The machine itself is out of order.	1. Wait an hour before reusing. 2. Send to after-sales service department.

TECHNICAL SPECIFICATIONS:

Rated voltage	220-240 V
Rated frequency	50Hz
Peak power	2000 W
Rated Capacity	2.0L

Terms and Conditions:

1. This warranty is void if:

- The completely filled warranty card is not presented at the time of servicing the product.
 - The product is not operated according to the instructions given under the user manual.
 - Damages are caused by lightning, abnormal voltage, water or other liquid intrusion, fire, flood, accident, negligence or improper handling.
 - Product has been damaged due to installation, repairs, alterations or modifications by unauthorized service organizations or persons.
 - Product label specifying the model number, serial number and production code has been removed and altered.
 - Defects or parts requiring replacement due to ordinary wear and tear, corrosion, rust or stains, scratches, dents on the casing or paintwork of the product.
 - Claims damaged and/or missing parts (accessories) after 7 days from the original date of goods received.
 - Defects or faults in product which have been used for commercial/industrial purposes or which have been rented/leased or have been otherwise subject to non-household/non-domestic use.
- Repairs or replacements will be carried out by authorized service provider.
 - During the limited warranty period, Lifelong or its authorized service provider will repair without charge the defective unit inclusive of labor and parts and restore the unit to its optimum working condition. All defective parts used for the warranty repair should be surrendered to Lifelong and/or its authorised servicer.
 - All expenses incurred in collecting the unit (s) or part(s) thereof from authorised service provider as well as any other expenses and incidentals will be

- Lifelong obligations are limited to the repair and replacement of the defective product. Except as set forth above, there are no other express or implied warranty and all warranties, conditions or other terms implied by statute or common law (including any warranty of satisfactory quality, merchantability or fitness for a particular purpose) are excluded to the fullest extent permitted by the laws.
- Lifelong total liability for damages relating to or arising out of the purchase or use of the product regardless of the type or cause of such damage of the form of characterization of the claim asserted (e.g. contract or tort) shall not exceed the original purchase price paid for the product.
- However in no event shall Lifelong and Lifelong authorized distributors be liable for any punitive, special incidental, indirect or consequential losses or damages whatsoever (including without limitation, damages for the loss of revenue, business, profits, goodwill, or contracts, business interruptions, loss of business information or any other pecuniary loss.) Whether or not Lifelong has been advised of the possibility of such damages. These limitations shall apply not withstanding the failure of the essential purpose of any limited warranty. This limited warranty does not affect consumer's statutory rights under the law.
- No carrier, dealer or employee is thereof authorized to make modifications to this warranty and you should not rely on any such representation. Lifelong reserves the right to amend the terms and conditions if necessary.

Consumer Warranty Card

Dear Customer,

Thank you for choosing a Lifelong consumer product. All Lifelong Consumer products are designed and manufactured to the highest standards to deliver high quality performance, as well as easy installation and use. At Lifelong, we believe in providing not only service, but adding value to your purchase. The warranty has therefore been designed especially for you with your interest at heart.

Warranty Service

All Lifelong consumer products are covered against manufacturing defects from them date of purchase.

Name of the product: _____

Model: _____

Warranty coverage: 2 years

Please note: Purchase receipt is necessary for warranty verification.

Customer Care: customercare@lifelongindia.com

Customer Details

Name: _____

Address: _____

Home Number: _____

Office Number: _____

E-mail Address: _____

Product Details

Model No.: _____

Serial No.: _____

Purchase Date: _____

Invoice Number: _____

Online Site: _____

Please log on to www.lifelongindiaonline.com and complete the online warranty form with your personal and product details within 14 days.