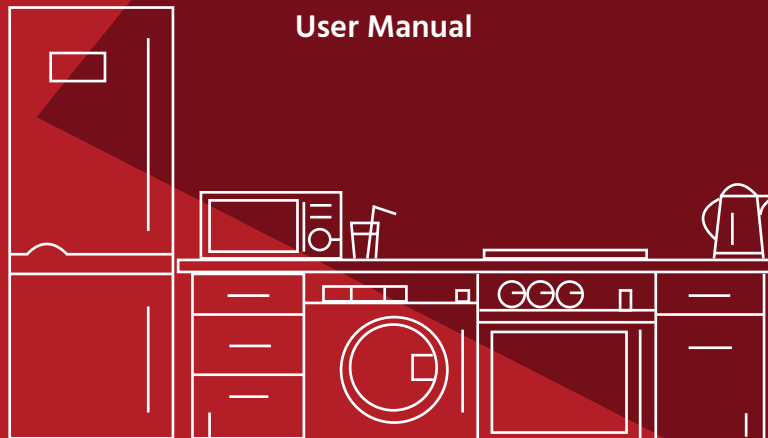


lifelong

JUICER MIXER GRINDER

User Manual



Manufactured for & Marketed by:

Lifelong Online Retail Private Limited

For queries and complaints:

please contact: customercare@lifelongindia.com

www.lifelongindiaonline.com

Built for Taste. Built for India.

INTRODUCTION:

Dear Customer,

Dear Customer,


Congratulations! We welcome you to the Lifelong family, as you welcome our Lifelong Juicer Mixer Grinder to be a part of your home.

At Lifelong, our products are carefully built for the needs of India, which is why we have crafted a diverse range of innovative products, across a spectrum of categories - Home, Kitchen, Grooming, Fitness, Lifestyle and Smart Home, to better help you. We then deliver them at the best prices, enriching your everyday living.

We are sure you can't wait to start using your new Lifelong Juicer Mixer Grinder
We know we can't!

Looking forward to building our bond for life, cheers!

Thank you, Team Lifelong



LLJMG07

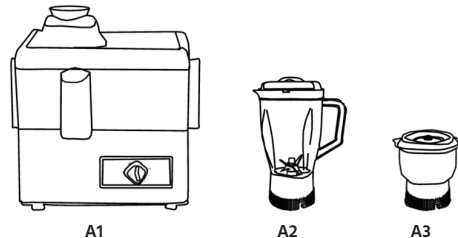
TABLE OF CONTENTS :

1. About the product
2. Marking of Product
3. Precautions Before Use
4. Operating Instructions
5. Overload Protection
6. Cleaning & Device Maintenance
7. Technical Data
8. Terms and conditions
9. Warranty

ABOUT THE PRODUCT:

From juicing luscious fruits to grinding the toughest spices, Lifelong Juicer Mixer Grinder does it all! Equipped with powerful winding motor, the juicer mixer grinder offers excellent performance.

MARKING OF PRODUCT:



MAXIMUM JAR CAPACITY

JAR	TYPES OF JAR
A2	Wet Grinder (Liquidizer) Jar
A3	Dry Grinder Jar

PRECAUTIONS BEFORE USE:

Place the appliance only on a flat, dry and stable surface.

- Keep the appliance away from sources of heat like gas or electric stoves.
- Make sure the voltage and the plug type are the same as your supply.
- The appliance is to be run only after assembling the jar unit and securing jar lid.
- Do not bend or put excessive pressure on the power cord or let the power cord hang over the edge of the table/slab or touch any hot surface.
- The appliance is not to be used if the power cord is damaged. Also, the power cord must be replaced by the manufacturer's service representative or similarly qualified person to avoid a hazard.
- Make sure the switch on the appliance is in the '0' position and each part is securely fit before operating it.
- Do not use the appliances if the rotating sieve is damaged.
- Use only crushed ice in the blender jar.

OPERATING INSTRUCTIONS:

- Ensure that all the blades are assembled on the jar.
- Care shall be taken when handling the sharp cutting blades, emptying jars and cleaning them.
- Switch off the appliance immediately when the motor stalls or you observe smoke coming from within.

JUICE EXTRACTIONS

For best results, follow the instructions below:

- Fruits or vegetables should be cut into small pieces to pass easily through feeder opening.
- Place any suitable glass or cup under spout for juice collection
- Switch on the machine and then put fruit or vegetable into the feeder opening
- The fruits and/or vegetables is completely crushed by the cutter. Juice and pulp are automatically separated. The transparent cover shows clearly when it is time to empty the container.
- Switch off the machine by rotating the knob switch to "0"

S.NO	FRUITS	QUANTITY
1	Water melon/ Sweetlime / Orange (cut into small pieces)	250 g
2	Grapes	250 g
3	Tomatoes (For best results cut into small pieces and begin juicing after adding 50 ml of water)	250 g

Recommended quantities for juicing with fruit filter*
(For juicing use speed 1)

*Model Specific

OVERLOAD PROTECTION:

- The appliance is fitted with a Circuit breaker protection /Overload protection to automatically shut off power mechanism to avoid motor damage on account of overloading.
- If the appliance stops due to overloading, then 'switch off the Mixer and remove the excess load from the jar. Post-extraction of ingredients and pausing for 2-3 minutes; press the red toggle switch located at the bottom and restart.

CLEANING & DEVICE MAINTENANCE:

- After usage, run the juicer mixer grinder with warm water and a small quantity of detergent along with blade to dislodge food particles sticking under the washer (steel cap).
- Do not immerse jar collar or base of the mixer in water.
- The appliance may be cleaned with damp cloth and mild non-abrasive cleaner to remove any spots. Dry with clean, soft cloth.
- Do not use abrasive cleaners on jars.

TECHNICAL DATA:

Speed Control: 2 Speed with Pulse

Power Supply: 220-240 V AC, 50 Hz/60 Hz

Wattage: 500 W

Terms and Conditions:

1.This warranty is void if:

- The completely filled warranty card is not presented at the time of servicing the product.
- The product is not operated according to the instructions given under the user manual.
- Damages are caused by lightning, abnormal voltage, water or other liquid intrusion, fire, flood, accident, negligence or improper handling.
- Product has been damaged due to installation, repairs, alterations or modifications by unauthorized service organizations or persons.
- Product label specifying the model number, serial number and production code has been removed and altered.
- Defects or parts requiring replacement due to ordinary wear and tear, corrosion, rust or stains, scratches, dents on the casing or paintwork of the product.
- Claims damaged and/or missing parts (accessories) after 7 days from the original date of goods received.
- Defects or faults in product which have been used for commercial/industrial purposes or which have been rented/leased or have been otherwise subject to non-household/non-domestic use.

- Repairs or replacements will be carried out by authorized service provider.
- During the limited warranty period, Lifelong or its authorized service provider will repair without charge the defective unit inclusive of labor and parts and restore the unit to its optimum working condition. All defective parts used for the warranty repair should be surrendered to Lifelong and/or its authorised servicer.
- All expenses incurred in collecting the unit (s) or part(s) thereof from authorised service provider as will as any other expenses and incidentals will be

- Lifelong obligations are limited to the repair and replacement of the defective product. Except as set forth above, there are no other express or implied warranty and all warranted, conditions or other terms implied by statute or common law (including any warranty of satisfactory quality, merchantability or fitness for a particular purpose) are excluded to the fullest extent permitted by the lass.
- Lifelong total liability for damages relating to or arising out of the purchase or use of the product regardless of the type or cause of such damage of the form of characterization of the claim asserted (e.g. contract or tort) shall not exceed the original purchase price paid for the product.
- However in no event shall Lifelong and Lifelong authorized distributors be liable for any punitive, special incidental, indirect or consequential losses or damages whatsoever (including without limitation, damages for the loss of revenue, business, profits, goodwill, or contracts, business interruptions, loss of business information or any other pecuniary loss.) Whether or not Lifelong has been advised of the possibility of such damages. These limitations shall apply not with standing the failure of the essential purpose of any limited warranty. This limited warranty does not affect consumer's statutory rights under the law.
- No carrier, dealer or employee is thereof authorized to make modifications to this warranty and you should not reply on any such representation. Lifelong reserves the right to amend the terms and conditions if necessary.

Consumer Warranty Card

Dear Customer,

Thank you for choosing a Lifelong consumer product. All Lifelong Consumer products are designed and manufactured to the highest standards to deliver high quality performance, as well as easy installation and use. At Lifelong, we believe in providing not only service, but adding value to your purchase. The warranty has therefore been designed especially for you with your interest at heart.

Warranty Service

All Lifelong consumer products are covered against manufacturing defects from them date of purchase.

Name of the product: _____

Model: _____

Warranty coverage: 1 year

Please note: Purchase receipt is necessary for warranty verification.

Customer Care: customercare@lifelongonline.com

Customer Details

Name: _____

Address: _____

Home Number: _____

Office Number: _____

E-mail Address: _____

Product Details

Model No.: _____

Serial No.: _____

Purchase Date: _____

Invoice Number: _____

Online Site: _____

Please log on to www.lifelongindiaonline.com and complete the online warranty form with your personal and product details within 14 days.