

Manufactured for & Marketed by:

**Lifelong Online Retail Private Limited**

For queries and complaints:

please contact: [customercare@lifelongindia.com](mailto:customercare@lifelongindia.com)

[www.lifelongindiaonline.com](http://www.lifelongindiaonline.com)

# lifelong

## FOOT, LEG AND CALF MASSAGER

User Manual



**Built for Relaxation. Built for India.**

## INTRODUCTION:

Dear Customer, Congratulations!

We welcome you to the Lifelong family, as you welcome the Lifelong Foot, Leg & Calf Massager be a part of your home.

At Lifelong, our products are carefully built for the needs of India, which is why we have crafted a diverse range of innovative products, across a spectrum of categories - Home, Kitchen, Grooming, Fitness, Lifestyle and Smart Home, to better help you.

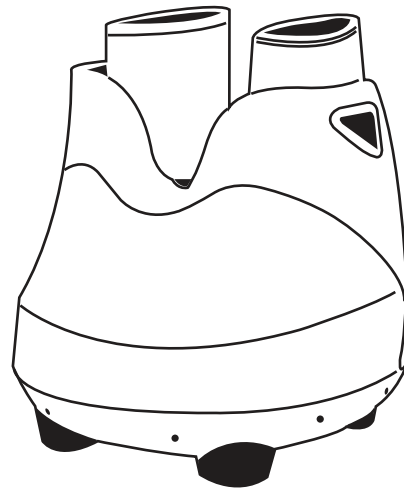
We then deliver them at the best prices, enriching your everyday living.

We are sure you can't wait to start using your new Lifelong Foot, Leg & Calf Massager.

We know we can't!

Looking forward to building our bond for life, cheers!

Thank you, Team Lifelong



**LLM396/LLM387/LLM738**

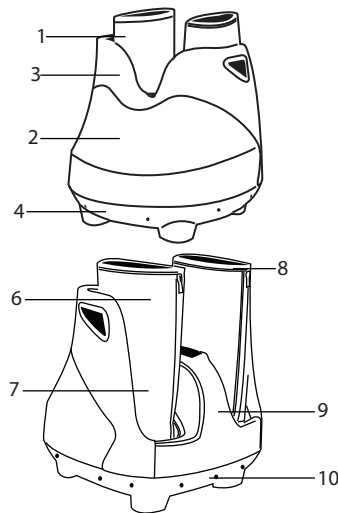
## TABLE OF CONTENTS :

1. About the product
2. Marking of Product
3. Operating Instructions
4. Care Instructions
5. Device Cleaning
6. Troubleshoot Chart
7. Terms & Conditions
8. Warranty Card

## ABOUT THE PRODUCT:

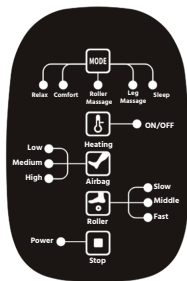
This Lifelong Foot, Leg & Calf Massager enhances the blood circulation and gives you relief from every kind of leg pain, whether its muscle pain or heals pain.

## MARKING OF PRODUCT:



1. Built-in massage airbags  
(Concealed under socks)
2. Front Casing
3. Massage Rollers  
(Concealed under socks)
4. Bottom Base
5. Control Panel
6. Socks Extension
7. Washable inner fabric lining  
with zip (Concealed under socks)
8. Socks (with zip)
9. Back Casing
10. Main Switch
11. Power Plug
12. Power Cord

\*Product images are for illustrative purposes only and are not drawn to scale.



**Control Panel**

## OPERATING INSTRUCTIONS:

1. Press the “Airbags” button or “Rolex rollers” button to start manual massage.
2. The airbags massage and reflex rollers massage can be used simultaneously.

### **Airbags Massage Program:**

1. Toggle the “Airbags” button to select your desired massage intensity (Lo, Mid, Hi or Off) indicator will be illuminated.
2. Press the “Stop” button on the control panel at any time to stop the massage.

### **Reflex Rollers massage program:**

1. Toggle the “Reflex Rollers” button to select your desired massage speed (Lo, Mid, Hi or Off). The corresponding LED Indicator will be illuminated.

2. Press the “Stop” button on the control panel at any time to stop the massage.

### **To turn On/Off warm air function:**

1. Press the “Warm Air” button once at any time during operation during operation to turn on the warm air function. The LED indicator will be illuminated.
2. Press the “Warm Air” button again to turn off the warm air function. The LED indicator will blink before it stops illuminating.

## CARE INSTRUCTIONS:

1. Ensure that the device is switched off before you plug in.
2. Connect the device only to the type of voltage stated on the nameplate.
3. As with every electrical device, this massage device should also be used carefully and cautiously in order to avoid the risk of electric shock
4. Unplug the mains cable immediately after use.
5. Prevent any contact with water (except when cleaning with a slightly damp cloth).
6. If water gets inside the casing, unplug the device immediately and contact customer service.
7. The device and in particular the mains cable should be checked for any damage before each use.

## DEVICE CLEANING:

You can easily clean your foot massager just remove the inner fabric and lining of your massager and wash it or dry clean it for perfect hygiene.

## TROUBLESHOOT CHART:

Problem	Possible Cause/Action
Motor sound during operation.	The sound is the result of the mechanical structure in operation and not a malfunction
The massage stops midway.	<p>The auto timer of 15 minutes may have lapsed.</p> <p>The stop button (■) on the control panel was pressed accidentally.</p> <p>The overheat protection device may have been activated. Turn off the main switch and allow the massager to cool down at least 30 minutes before using it again.</p>
The massager will not start.	<p>Ensure that the power plug is firmly connected to the electrical outlet.</p> <p>Ensure that main switch and the switch on the electrical outlet is turned on.</p> <p>The overheat protection device may have been activated. Turn off the main switch and allow the massager to cool down at least 30 minutes before using it again.</p>

## Terms and Conditions:

1. This warranty is void if:

- The completely filled warranty card is not presented at the time of servicing the product.
  - The product is not operated according to the instructions given under the user manual.
  - Damages are caused by lightning, abnormal voltage, water or other liquid intrusion, fire, flood, accident, negligence or improper handling.
  - Product has been damaged due to installation, repairs, alterations or modifications by unauthorized service organizations or persons.
  - Product label specifying the model number, serial number and production code has been removed and altered.
  - Defects or parts requiring replacement due to ordinary wear and tear, corrosion, rust or stains, scratches, dents on the casing or paintwork of the product.
  - Claims damaged and/or missing parts (accessories) after 7 days from the original date of goods received.
  - Defects or faults in product which have been used for commercial/industrial purposes or which have been rented/leased or have been otherwise subject to non-household/non-domestic use.
- Repairs or replacements will be carried out by authorized service provider.
  - During the limited warranty period, Lifelong or its authorized service provider will repair without charge the defective unit inclusive of labor and parts and restore the unit to its optimum working condition. All defective parts used for the warranty repair should be surrendered to Lifelong and/or its authorized service provider.
  - All expenses incurred in collecting the unit (s) or part(s) thereof from authorized service provider as well as any other expenses and incidentals will be

- Lifelong obligations are limited to the repair and replacement of the defective product. Except as set forth above, there are no other express or implied warranty and all warranties, conditions or other terms implied by statute or common law (including any warranty of satisfactory quality, merchantability or fitness for a particular purpose) are excluded to the fullest extent permitted by the law.
- Lifelong total liability for damages relating to or arising out of the purchase or use of the product regardless of the type or cause of such damage of the form of characterization of the claim asserted (e.g. contract or tort) shall not exceed the original purchase price paid for the product.
- However in no event shall Lifelong and Lifelong authorized distributors be liable for any punitive, special incidental, indirect or consequential losses or damages whatsoever (including without limitation, damages for the loss of revenue, business, profits, goodwill, or contracts, business interruptions, loss of business information or any other pecuniary loss.) Whether or not Lifelong has been advised of the possibility of such damages. These limitations shall apply not withstanding the failure of the essential purpose of any limited warranty. This limited warranty does not affect consumer's statutory rights under the law.
- No carrier, dealer or employee is thereof authorized to make modifications to this warranty and you should not rely on any such representation. Lifelong reserves the right to amend the terms and conditions if necessary.

## Consumer Warranty Card

Dear Customer,

Thank you for choosing a Lifelong consumer product. All Lifelong Consumer products are designed and manufactured to the highest standards to deliver high quality performance, as well as easy installation and use. At Lifelong, we believe in providing not only service, but adding value to your purchase. The warranty has therefore been designed especially for you with your interest at heart.

### Warranty Service

All Lifelong consumer products are covered against manufacturing defects from their date of purchase.

Name of the product: \_\_\_\_\_

Model: \_\_\_\_\_

Warranty coverage: 1 year

Please note: Purchase receipt is necessary for warranty verification.

Customer Care: [customercare@lifelongonline.com](mailto:customercare@lifelongonline.com)

### Customer Details

Name: \_\_\_\_\_

Address: \_\_\_\_\_

Home Number: \_\_\_\_\_

Office Number: \_\_\_\_\_

E-mail Address: \_\_\_\_\_

### Product Details

Model No.: \_\_\_\_\_

Serial No.: \_\_\_\_\_

Purchase Date: \_\_\_\_\_

Invoice Number: \_\_\_\_\_

Online Site: \_\_\_\_\_

Please log on to [www.lifelongindiaonline.com](http://www.lifelongindiaonline.com) and complete the online warranty form with your personal and product details within 14 days.