

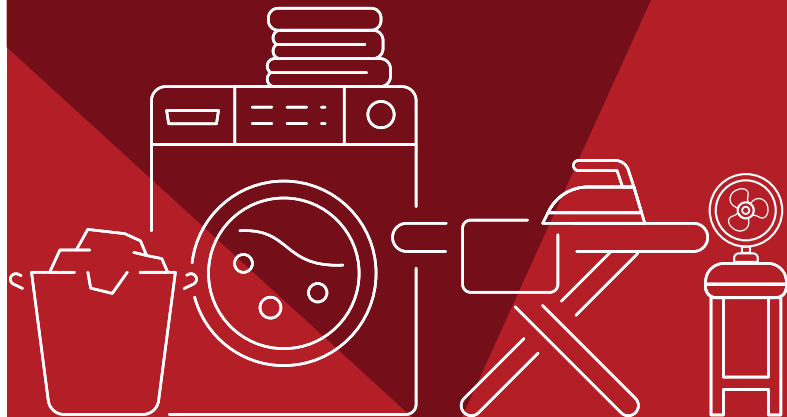
Marketed by :
Lifelong Online Retail Private Limited

For queries and complaints:
please contact: customercare@lifelongindia.com
www.lifelongindiaonline.com

lifelong

TOWER CLOTH DRYING RACK

User Manual



Built for Home. Built for India.

INTRODUCTION:

We welcome you to the Lifelong family, as you welcome the Lifelong Tower Cloth drying stand to be a part of your home.

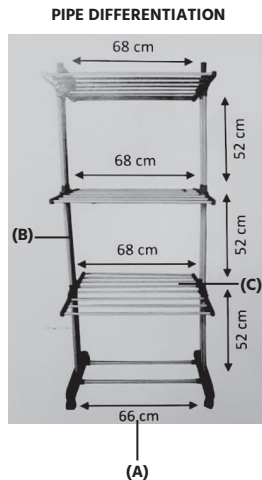
At Lifelong, our products are carefully built for the needs of India, which is why we have crafted a diverse range of innovative products, across a spectrum of categories - Home, Kitchen, Grooming, Fitness, Lifestyle and Smart Home, to better help you. We then deliver them at the best prices, enriching your everyday living.

PRODUCT USP:

- Powerful & light
- Easy to carry and assemble
- Rust & corrosion resistant



MARKING OF PRODUCT:




1. Frame: 6 Pcs

2. 66 cm Leg Pipes: 2 Pcs (A)

3. 52 cm Length Height Leg Pipes: 12 Pcs (B)

4. 68 cm Length Height Support Pipes: 6 Pcs (C)

5. Wheel with lock: 2 Pcs



6. Normal Wheels: 2 Pcs


7. Plastic Legs: 2 Pcs

8. Plastic Height Support: 6 Pcs

9. Plastic Top Cap: 2 Pcs

10. Plastic Hanger: 2 Pcs


11. Nuts & Bolts: 12 Pcs



Insert and twist on the mark on pipe



Insert the pipe up till this mark for stable structure



Wheels with locking system
Please insert wheels with locks diagonal to each other



Keep height support in this direction as it is (up & down)

PROCEDURE TO ASSEMBLE:

1. Insert and twist to lock wheels in the plastic leg, put wheels with locks diagonal to each other.
2. Insert and twist to lock 66 cm (A) length leg pipes (2pcs) in the plastic legs horizontally to make a base.
3. On top of both plastic legs / height support, insert 52 cm (B) length height pipes (2 pcs on each side).

4. Place plastic height support (1 pcs each side) on the top of pipes.
5. Insert and twist to lock 68 cm (C) length height support pipes horizontally (2pcs) to hold structure together.
6. Repeat the steps 2, 3 and 4 two times.
7. At the top, place the plastic top cap and then insert the plastic hanger on both sides.
8. Insert the frames (6 pcs) in the height supporter as shown in the picture and then insert the bolt to fix the frames. Push the frame when to use and pull it when not in use.

NOTE:

1. When not in use, keep the frame in close position.
2. **To remove the wheels with locks from plastic legs post installation:**
For wheels with locks, once installed please use plier to remove the clip of wheel from plastic leg and fix it gently on the wheel, before fixing it back to plastic leg.

Terms and Conditions:

1. This warranty is void if:
 - a. The completely filled warranty card is not presented at the time of servicing the product.
 - b. The product is not operated according to the instructions given under the user manual.
 - c. Damages are caused by lightning, abnormal voltage, water or other liquid intrusion, fire, flood, accident, negligence or improper handling.
 - d. Product has been damaged due to installation, repairs, alterations or modifications by unauthorized service organizations or persons.
 - e. Product label specifying the model number, serial number and production code has been removed and altered.
 - f. Defects or parts requiring replacement due to ordinary wear and tear, corrosion, rust or stains, scratches, dents on the casing or paintwork of the product.
 - g. Claims damaged and/or missing parts (accessories) after 7 days from the original date of goods received.
 - h. Defects or faults in product which have been used for commercial/industrial purposes or which have been rented/leased or have been otherwise subject to non-household/non-domestic use.
2. Repairs or replacements will be carried out by authorized service provider.
3. During the limited warranty period, Lifelong or its authorized service provider will repair without charge the defective unit inclusive of labor and parts and restore the unit to its optimum working condition. All defective parts used for the warranty repair should be surrendered to Lifelong and/or its authorised servicer.
4. All expenses incurred in collecting the unit (s) or part(s) thereof from authorised service provider as well as any other expenses and incidentals will be borne by the consumer.
5. Lifelong obligations are limited to the repair and replacement of the defective product. Except as set forth above, there are no other express or implied warranty and all warranted, conditions or other terms implied by statute or common law (including any warranty of satisfactory quality, merchantability or fitness for a particular purpose) are excluded to the fullest extent permitted by the laws.
6. Lifelong total liability for damages relating to or arising out of the purchase or use of the product regardless of the type or cause of such damage of the form of characterization of the claim asserted (e.g. contract or tort) shall not exceed the original purchase price paid for the product.
7. However in no event shall Lifelong and Lifelong authorized distributors be liable for any punitive, special incidental, indirect or consequential losses or damages whatsoever (including without limitation, damages for the loss of revenue, business, profits, goodwill, or contracts, business interruptions, loss of business information or any other pecuniary loss.) Whether or not Lifelong has been advised of the possibility of such damages. These limitations shall apply not with standing the failure of the essential purpose of any limited warranty. This limited warranty does not affect consumer's statutory rights under the law.
8. No carrier, dealer or employee is thereof authorized to make modifications to this warranty and you should not rely on any such representation. Lifelong reserves the right to amend the terms and conditions if necessary.

Consumer Warranty Card

Dear Customer,

Thank you for choosing a Lifelong consumer product. All Lifelong Consumer products are designed and manufactured to the highest standards to deliver high quality performance, as well as easy installation and use. At Lifelong, we believe in providing not only service, but adding value to your purchase. The warranty has therefore been designed especially for you with your interest at heart.

Warranty Service

All Lifelong consumer products are covered against manufacturing defects from them date of purchase.

Name of the product: _____

Model: _____

Warranty coverage: 1 year

Please note: Purchase receipt is necessary for warranty verification.

Customer Care: customercare@lifelongindia.com

Customer Details

Name: _____

Address: _____

Home Number: _____

Office Number: _____

E-mail Address: _____

Product Details

Model No.: _____

Serial No.: _____

Purchase Date: _____

Invoice Number: _____

Online Site: _____

Please log on to www.lifelongindiaonline.com and complete the online warranty form with your personal and product details within 14 days.