



xend

VIBEZ

Introduction

Dear Customer,

Congratulations! We welcome you to the world of Vibez, as you welcome our Vibez Xena Smart Watch to be a part of your home.

At Vibez, our products are carefully built for all your audio needs, which is why we have carefully crafted a range of products for your pleasure. We then deliver them at the best prices, to make sure that you only get good vibes.

We are sure you can't wait to start using your new Vibez Xena Smart Watch.

We know we can't

Looking forward to building our bond for life, cheers!

Thank you, Team Vibez



VBWM216

VBWM126

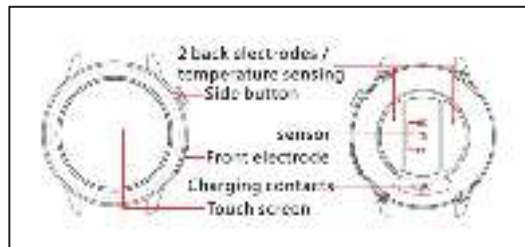
Table of Contents:

1. About the product
2. Markings on product
3. App Installation
4. App Operation Instructions
5. Device Interface
6. Dos and Don'ts
7. Terms and Conditions
8. Warranty Card

About the Product:

The Vibez smartwatch comes with a display, with a dial that sports a captivating design and a responsive touch interface for effortless control. The health monitoring features in the watch help you keep a track of heart rate and are great to keep a track of your blood oxygen levels as well.

Markings on Product:



App Installation:

Only in the app after the bracelet is connected, other functions can be used, such as time synchronisation, call reminder and information content push, weather display, remote camera, music control, etc. You can download the SmartHealth app from the App store.



Step 1:

Scan the QR code



Step 2:

After scanning,
download the app




Step 3:

Login with your Gmail/
Facebook account



Step 4:

Tap on this watch
symbol to add a device



Step 5:

Tap on Vibez
Xena



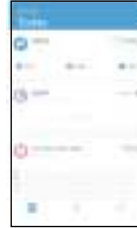
Step 6:

Tap on pair and your
device will be connected


Note: When the watch is connected to your phone, you need to keep the Bluetooth of the phone On.

App Operation Instructions:

1. Enter the app movement page and press your phone screen to pull down and refresh the bracelet data.



2. Click the steps, sleep, and other blocks, and enter the analysis of the daily or recent exercise and sleep data.



3. Click the heart rate/blood pressure blocks to enter the data of the day or recent or click the app to measure the heart rate and blood pressure. The test data will automatically be saved on the phone.



Attention:

- Do not charge in the situation of charging stains.
- This product is an electronic monitoring product, which is not used as medical treatment.
- Do not wear this device which bathing or swimming for longer periods.
- Use the matching charging cable for charging.

Device Interface:

Main interface/dial

On the main interface, long press the touch screen or in the APP menu, click "theme selection" to enter. Switch the main interface/dial.

The dial has 7 styles.



On the main interface, press the side button or swipe up to enter the function page, and then press the side button or Swipe down to return to the main interface.



Charging Diagram:

1. Please align the magnetic charger to the contact on the back of the device for charging.
2. Plug the USB, tap into the USB adapter.

Functions:


ECG:

- Long press the front electrode on the ECG test interface
- Make sure the three electrodes are in full contact with your wrist
- Test, and view the results in the app.



Time: The smart watch shows you the time, Date, calories, etc.

Sports Information: The watch shows the most recent movement Information such as motion mode, time, heart rate, etc.



Weather Information: The weather Information will display the current weather, air quality Information, and predictions. This function only works if it's connected to the App, and the phone must open GPS positioning and allow the app to have access to the phone's location. If you disconnect or turn off your GPS for a long time, the weather information will not be updated.



Steps: Record the current steps of the watch, calories, and distance.



Sleep: When you fall asleep, your watch automatically determines that you're in sleep detection mode, automatically detects how long you've been asleep/light sleeping/sleeping all night, calculates the quality of your sleep, and updates your sleep data to the APP synchronously.



Message Notification: The watch can receive direct phone calls and text messages and other notifications and alerts on the phone and their corresponding push product switch can be opened on the App. Note that this function can be connected to the watch in App and the settings should be completed according to the prompts.

Body Temperature:



Blood Oxygen and Respiration Rate: Long press on the blood oxygen page can measure your blood oxygen value. This page can display the data of your previous blood oxygen tests. More detailed information can be viewed on the app synchronously.



Heart Rate: The length of the heart rate page on the hand ring can measure your current heart rate. This page can display the data of your previous heart rate info. More detailed information can be viewed on the app synchronously.



Blood Pressure:



Settings: On this page, long press to select other function settings, including stopwatch/ mute/ brightness adjustment/ restore factory settings/ shutdown.

Take photo control: After connecting to the app, the watch can be used as the remote control of the phone camera. Open the camera on the phone, and long press the touchscreen.

Stopwatch: The clock can be started with a long press on the stopwatch page. Long press again to end the timing.

Music control: After connecting to the App, the watch can control the play/pause/play of the music player on the mobile phone.



Exercise: Long press in the exercise page, the corresponding sports mode can be selected for measurements.

Shortcut function:



Other Features:

Brightness: Click the brightness icon to freely select the screen brightness.

Raise your wrist: Tap the wrist lift icon to enter, you can choose to open or close the wrist lift.

Reset: Click the reset icon to enter, you can restore the factory settings of the watch.

Shutdown: Click the shutdown icon to enter, you can shut down.

Other feature reminders:

The reminder function needs to set the on-reminder switch on the APP side and keep the phone and watch connected successfully in Bluetooth to the message is a vibration reminder.

Dos and Don'ts:

- Please do not expose the main unit to any chemicals.
- Please do not place the main unit close to strong magnetic fields or electric fields.
- Please do not put the unit in water or near elevated temperatures.
- Please do not disassemble, repair, or manufacture it by yourself.

Terms and Conditions:

1.This warranty is void if:

- a. The completely filled warranty card is not presented at the time of servicing the product.
 - b. The product is not operated according to the instructions given under the user manual.
 - c. Damages are caused by lightning, abnormal voltage, water or other liquid intrusion, fire, flood, accident, negligence or improper handling.
 - d. Product has been damaged due to installation, repairs, alterations or modifications by unauthorized service organizations or persons.
 - e. Product label specifying the model number, serial number and production code has been removed and altered.
 - f. Defects or parts requiring replacement due to ordinary wear and tear, corrosion, rust or stains, scratches, dents on the casing or paintwork of the product.
 - g. Claims damaged and/or missing parts (accessories) after 7 days from the original date of goods received.
 - h. Defects or faults in product which have been used for commercial/industrial purposes or which have been rented/leased or have been otherwise subject to non-household/non-domestic use.
2. Repairs or replacements will be carried out by authorized service provider.
3. During the limited warranty period, Vibez C/o Lifelong Online Retail Private Limited or its authorized service provider will repair without charge the defective unit inclusive of labor and parts and restore the unit to its optimum working condition. All defective parts used for the warranty repair should be surrendered to Vibez C/o Lifelong Online Retail Private Limited and/or its authorised servicer.
4. All expenses incurred in collecting the unit (s) or part(s) thereof from authorised service provider as will as any other expenses and incidentals will be borne by the consumer.

5. Vibez C/o Lifelong Online Retail Private Limited obligations are limited to the repair and replacement of the defective product. Except a set forth above, there are no other express or implied warranty and all warranted, conditions or other terms implied by statute or common law (including any warranty of satisfactory quality, merchantability or fitness for a particular purpose) are excluded to the fullest extent permitted by the law.
6. Vibez C/o Lifelong Online Retail Private Limited total liability for damages relating to or arising out of the purchase or use of the product regardless of the type or cause of such damage of the form of characterization of the claim asserted (e.g. contract or tort) shall not exceed the original purchase price paid for the product.
7. However in no event shall Vibez C/o Lifelong Online Retail Private Limited and Vibez C/o Lifelong Online Retail Private Limited authorized distributors be liable for any punitive, special incidental, indirect or consequential losses or damages whatsoever (including without limitation, damages for the loss of revenue, business, profits, goodwill, or contracts, business interruptions, loss of business information or any other pecuniary loss.) Whether or not Vibez C/o Lifelong Online Retail Private Limited has been advised of the possibility of such damages.
- These limitations shall apply not with standing the failure of the essential purpose of any limited warranty. This limited warranty does not affect consumer's statutory rights under the law.
8. No carrier, dealer or employee is thereof authorized to make modifications to this warranty and you should not reply on any such representation. Vibez C/o Lifelong Online Retail Private Limited reserves the right to amend the terms and conditions if necessary.

Consumer Warranty Card

Dear Customer,

Thank you for choosing a Vibez C/o Lifelong Online Retail Private Limited consumer product. All Vibez Consumer products are designed and manufactured to the highest standards to deliver high quality performance, as well as easy installation and use. At Vibez C/o Lifelong Online Retail Private Limited, we believe in providing not only service, but adding value to your purchase. The warranty has therefore been designed especially for you with your interest at heart.

Warranty Service

All Vibez consumer products are covered against manufacturing defects from their date of purchase.

Name of the product: _____

Model: _____

Warranty coverage: 1 year

Please note: Purchase receipt is necessary for warranty verification.

Customer Care: wearelistening@vibezpro.com

Customer Details

Name: _____

Address: _____

Home Number: _____

Office Number: _____

E-mail Address: _____

Product Details

Model No.: _____

Serial No.: _____

Purchase Date: _____

Invoice Number: _____

Online Site:

Please log on to www.vibezpro.com and complete the online warranty form with your personal and product details within 14 days.