

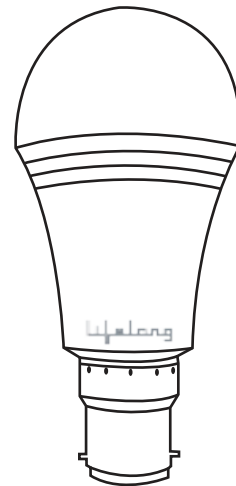
lifelong

MAKING IT POSSIBLE

SMART HOME

Lifelong 9W Smart Bulb

User Manual



App
Control



Wi-Fi
Connection



Voice
Control



Set
Timers



Compatible
with Google
Assistant

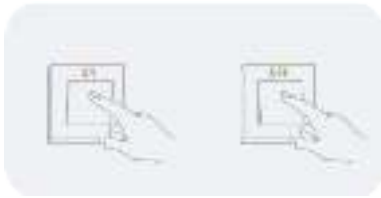


Works with
Amazon Alexa

**1 YEAR
WARRANTY**

QUICK START

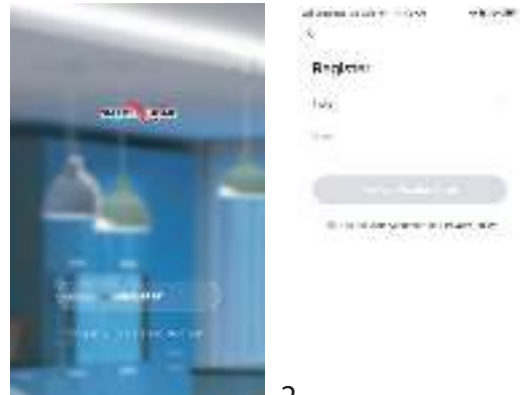
1. Fit your bulb in the bulb holder and turn on the light switch. Smart bulb will start flashing quickly.
2. If Smart Bulb is not flashing quickly, please turn the power of the bulb on and off quickly 3 times. (Allow the light to turn on before turning back off each time. i.e. off-on-off-on-off-on).



1

DOWNLOAD THE LIFELONG SMART HOME APP FROM APP STORE OR GOOGLE PLAY & REGISTER ACCOUNT

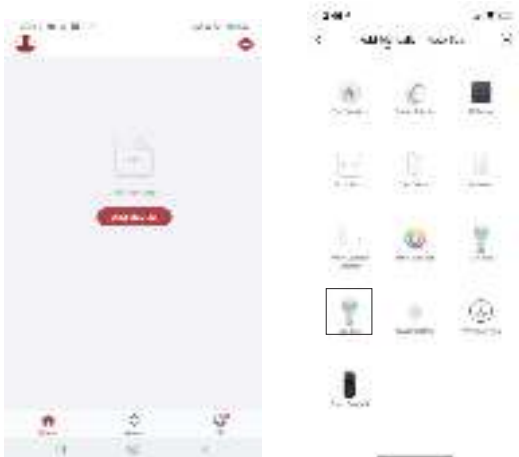
1. Search and download "Lifelong Smart" Home App on App Store or Google Play.
2. Launch "Lifelong Smart" Home App and click "Register".
3. Select your country code, enter your mobile number or email id. Then click on "Obtain Verification Code" to receive code on mentioned email id.
4. We will send you a verification code. Enter it in the Verification Code field, set your password and tap "Login".



2

ADD DEVICE THROUGH MANUAL MODE

1. Tap "+" at top right corner or "Add Device" button on home page.
2. Select Smart Bulb icon from the menu.
3. Click on "Confirm light blinks rapidly". Refer "Quick Start" section of this manual to understand the process of making light blink rapidly.
4. Enter Wi-Fi details and add device.
5. Please use the default manual mode. If it fails, please try again or use AP mode as shown in next section.



3

ADD DEVICE THROUGH AP MODE

1. If the application has failed adding the device, it will show error as per the image below.
2. After pressing "Got it", you can try to connect it again in manual mode.
3. Or you can try to connect it in AP Mode. Click on AP Mode on top right corner of screen.
4. Now the app will get into AP mode for device addition.



4

ADD DEVICE THROUGH AP MODE (CONTD.)

5. To put your smart device in AP mode from Quick mode, please turn the power on and off quickly 3 times. Bulb will start blinking slowly instead of blinking quickly.
6. Click on "Confirm light slowly blink".
7. Enter Wi-Fi Details and connect device (Works with **2.4 GHz** Wi-Fi).



CONTROL DEVICE

1. After connecting the device, it will automatically open to the Smart Bulb control page.
2. With buttons you find at the bottom of page, you can:
 - a. Change the intensity of light.
 - b. Change the colour of white from warm white to cold white.
 - c. Change colour of the bulb from 16 million colours.
 - d. Select one of scenes already created for you.
 - e. Schedule switching off and on at predefined time.



DEVICE CONFIGURATION

By pressing the icon on top right corner of Smart Bulb control page, you can configure device setting.

- Change device name.
- Set location of the device.
- Check how to connect voice control.
- Share the device with other.
- Create group.
- Remove device.



7



LINK WITH AMAZON ALEXA

- Download & configure Amazon Alexa app with your Amazon account.
- Tap on "Skills" in the Alexa app menu.
- Then search for "**Smart Bulb**". Tap "Enable To Use" to enable the skill.
- Enter the Lifelong Smart Home App account & password and then tap "Link Now" to link Smart account with the skill.



8

LINK WITH GOOGLE ASSISTANT

1. Download & configure Google Home app with your Google account.
2. Click on "Add" button on homepage and then click on "Set up device".
3. Under "Works with Google", click on "Have something already set up?".
4. Search and Enable "Smart" action.
5. Enter Lifelong Smart App account & password and then tap "Link Now" to link Smart account with the action.



CREATE SCENES AND AUTOMATION WITH SMART APP

Scene - A scene is a set of commands assigned to the various devices that will be activated simultaneously whenever you click on the created scene or in the days and hours programmed by you.

Automation - An automation is the execution of a specific command given to a device when a specific condition has been activated.

You can create an infinite number of scenes and automations making various Lifelong devices interact with each other.

Click "Smart" at the bottom centre on home page, then "+" in the upper right corner, you can choose to add a new scene or an automation.



HOME & FAMILY MANAGEMENT

1. Click on "Me" button bottom right corner of home page to get to profile section.
2. Click on Home Management to manage different places where Lifelong Smart Home products are installed.
3. Under individual home, you can add / remove family member, change room setting for home, etc.



FAQs

1. Can I group multiple Lifelong devices together?

Yes, you can group multiple devices of the same type together, by room, by location, or however else you want. The same devices can be in multiple groups.

From your main devices list, press on one of the devices you want to group, press the menu button on the top right and click "Create Group". You will then be able to choose from devices you can group together.

2. How many devices can I control?

Lifelong Smart Home app can control unlimited amount of devices in unlimited number of locations. However your router have of limit of devices that can be connected to it. Thus limit depends upon quality of your router.

3. The device appears offline or unreachable, what should I do?

Make sure your Wi-Fi router is online and in range. Make sure you have the latest Lifelong Smart Functionality by pressing "Check for Firmware Update".

Remark:

Pictures shown in instruction manual could be a bit different from the pages of your app becuse product & software update periodically.

ABOUT SMART BULB

Lifelong 9W Smart Bulb (Colour & White Ambiance)

Wattage	: 9W
Base Cap	: B22
Voltage and Frequency	: 100-240VAC, 50/60Hz
Lumens	: 810Lm
Colour Temperature Range	: 2700-6500K
Connectivity	: Works with 2.4 GHz Wi-Fi
Model No.	: LLSB9W

Important Information:

Caution: RISK OF ELECTRIC SHOCK OR BURNS - USE IN DRY LOCATIONS ONLY. Do not use outdoors, with wet hands, or when standing on wet or damp surfaces

NOT FOR USE IN TOTALLY ENCLOSED LUMINARIES. DO NOT USE WITH DIMMERS. Please make sure bulb is compatible with the main electricity of your country before connecting to a bulb holder, and please ensure that the base of the bulb matches the bulb holder.



Disposal: Do not dispose this product as unsorted municipal waste. Collection of such waste must be handled separately as special treatment is necessary.

Consumer Warranty Card

Dear Customer,

Thank you for choosing a Lifelong consumer product. All Lifelong Consumer products are designed and manufactured to the highest standards to deliver high quality performance, as well as easy installation and use. At Lifelong, we believe in providing not only service, but adding value to your purchase. The warranty has therefore been designed especially for you with your interest at heart.

Warranty Service

All Lifelong consumer products are covered against manufacturing defects from their date of purchase.

Name of the product: _____

Model: _____

Warranty coverage: 1 year

Please note: Purchase receipt is necessary for warranty verification.

Customer Care: customercare@lifelongindia.com

Customer Details

Name: _____

Address: _____

Home Number: _____

Office Number: _____

E-mail Address: _____

Product Details

Model No.: _____

Serial No.: _____

Purchase Date: _____

Invoice Number: _____

Online Site: _____

Please log onto to www.lifelongindiaonline.com and complete the online warranty form with your personal and product details within 14 days.

Terms and Conditions:

- This warranty is void if:
 - The completely filled warranty card is not presented at the time of servicing the product.
 - The product is not operated according to the instructions given under the user manual.
 - Damages are caused by lightning, abnormal voltage, water or other liquid intrusion, fire, flood, accident, negligence or improper handling.
 - Product has been damaged due to installation, repairs, alterations or modifications by unauthorized service organizations or persons.
 - Product label specifying the model number, serial number and production code has been removed and altered.
 - Defects or parts requiring replacement due to ordinary wear and tear, corrosion, rust or stains, scratches, dents on the casing or paintwork of the product.
 - Claims damaged and/or missing parts (accessories) after 7 days from the original date of goods received.
 - Defects or faults in product which have been used for commercial/industrial purposes or which have been rented/leased or have been otherwise subject to non-household/non-domestic use.
- Repairs or replacements will be carried out by authorized service provider.
- During the limited warranty period, Lifelong or its authorized service provider will repair without charge the defective unit inclusive of labor and parts and restore the unit to its optimum working condition. All defective parts used for the warranty repair should be surrendered to Lifelong and/or its authorised servicer.
- All expenses incurred in collecting the unit (s) or part(s) thereof from authorised service provider as well as any other expenses and incidentals will be borne by the consumer.
- Lifelong obligations are limited to the repair and replacement of the defective product. Except as set forth above, there are no other express or implied warranty and all warranted, conditions or other terms implied by statute or common law (including any warranty of satisfactory quality, merchantability or fitness for a particular purpose) are excluded to the fullest extent permitted by the law.
- Lifelong total liability for damages relating to or arising out of the purchase or use of the product regardless of the type or cause of such damage of the form of characterization of the claim asserted (e.g. contract or tort) shall not exceed the original purchase price paid for the product.
- However in no event shall Lifelong and Lifelong authorized distributors be liable for any punitive, special incidental, indirect or consequential losses or damages whatsoever (including without limitation, damages for the loss of revenue, business, profits, goodwill, or contracts, business interruptions, loss of business information or any other pecuniary loss.) Whether or not Lifelong has been advised of the possibility of such damages. These limitations shall apply not with standing the failure of the essential purpose of any limited warranty. This limited warranty does not affect consumer's statutory rights under the law.
- No carrier, dealer or employee is thereof authorized to make modifications to this warranty and you should not rely on any such representation. Lifelong reserves the right to amend the terms and conditions if necessary.

Manufactured for & Marketed by :
Lifelong Online Retail Private Limited

For queries and complaints:
please contact: customercare@lifelongindia.com
www.lifelongindiaonline.com