

# VIBEZ

## SASS



Built-in  
sound card



Comfortable to  
wear



Lossless  
sound quality



## INTRODUCTION:

Dear Customer,

Congratulations! We welcome you to the world of Vibez as you welcome our Vibez Necklace Bluetooth Earphones to be a part of your home. At Vibez, our products are carefully built for all your audio needs, which is why we have carefully crafted a range of products for your pleasure. We then deliver them at the best prices, to make sure that you only get good vibes.

We are sure you can't wait to start using your new Vibez Necklace Bluetooth Earphones.

We know we can't!

Looking forward to building our bond for life, cheers!

Thank you,

Team Vibez

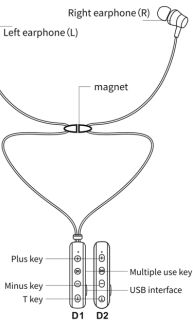
## TABLE OF CONTENTS:

1. About the product
2. Markings on product
3. Dos & Don'ts
4. Operating Instructions
5. Product Specifications

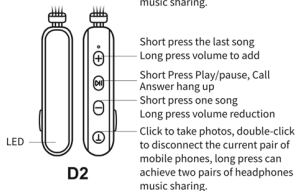
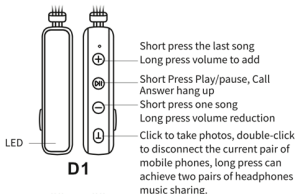
## ABOUT THE PRODUCT:

Enjoy wireless music and make phone calls in perfect, clear sound with these earphones. They connect flawlessly to your mobile phones, tablets or other supported devices using Bluetooth Technology and enables you to stream good-quality stereo music. With a Comfortable, Ultra-light, and Elegant Design, this headset rolls Several Features into one.

## MARKINGS ON PRODUCT:



## Key function




## DOS & DON'TS:

1. Do Not drop the wireless earphones in water or twist the cord.
2. Keep the earphones away from electrical appliances and magnets.
3. Try to avoid placing the earphones in extreme temperatures.
4. Avoid exposing the earphones to moisture.
5. Even If you do not use the earphones, please charge them at least once every week to extend the service life of the earphones.

## OPERATING INSTRUCTIONS:

LED: Blue Light (System operation Indicator), red light, (power status indicator), green light (TWS pairing indicator)

Boot: long press the " " button for 3 seconds and the blue light lights up to boot.


Shutdown: Long press the " " button for 5 seconds to turn off when the red light is on.



Answer the phone press the " " button to answer the incoming call

Call Rejection: Press the " " button for about 2S to reject calls.

Hang up: Press the " " button to hang up the call.

Heavy Dial the telephone: press the " " Button twice to replay the call

Play/Pause: music play state, press the " " button to pause

Volume: long press " " to increase volume, long press " " to decrease volume

Previous song: press the " " key for the previous song

Next song: Press the " " Key for the next song

Switch between English and Chinese prompt tone: "  " key before pairing

Bluetooth Pairing: long press the "  " button for 3 seconds and the red and blue lights will flicker alternately into the pairing state.

Turn on the bluetooth of the mobile phone and search for the pairing name.

## PRODUCT SPECIFICATIONS:

Product name: Multiple wireless earphones in tandem

Product model: D1 D2

Connection mode: wireless data transmission

The wireless version: 150Am

Working hours: About 12 H

Charging time: 1-2 H

Current input: DC 5V 1A

Wireless distance: >10m

Working temperature: -10 °C/ +50 °C

Frequency response: 20Hz-20KHz

Audio transmission format: A2DP/HFP/HSP/AVRCP

Applicable system: Compatible with mainstream digital devices

Execution standard: Q/GNZZ 001-2019





**vibez**

