

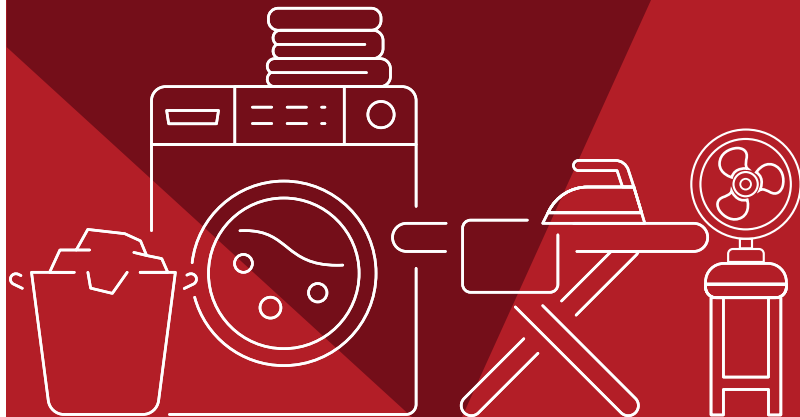
Manufactured for & Marketed by :
Lifelong Online Retail Private Limited

For queries and complaints:
please contact: customercare@lifelongindia.com
www.lifelongindiaonline.com

lifelong

DRY IRON

User Manual



Built for Home. Built for India.

INTRODUCTION:

Dear Customer,

Congratulations! We welcome you to the Lifelong family, as you welcome our Lifelong Dry Iron to be a part of your home.

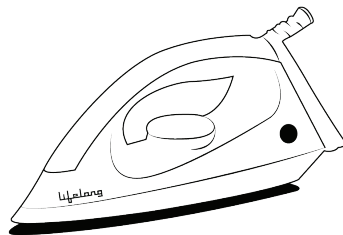
At Lifelong, our products are carefully built for the needs of India, which is why we have crafted a diverse range of innovative products, across a spectrum of categories - Home, Kitchen, Grooming, Fitness, Lifestyle and Smart Home, to better help you. We then deliver them at the best prices, enriching your everyday living.

We are sure you can't wait to start using your new Lifelong Dry Iron.

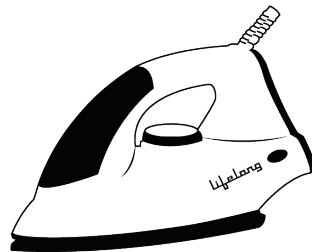
We know we can't!

Looking forward to building our bond for life, cheers!

Thank you, Team Lifelong



LLDI09/LLDI10/LLDI19



LLDI30

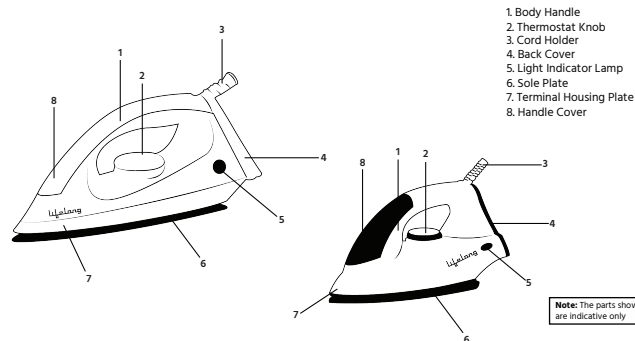
TABLE OF CONTENTS:

1. About the product
2. Marking of product
3. Precautions Before Use
4. Operating Instructions
5. Specifications
6. Features
7. Care Instructions
8. Storage Instructions
9. Terms and conditions
10. Warranty Card

ABOUT THE PRODUCT:

Lifelong dry Iron is a high-quality iron box that removes tough creases and folds from your clothes. This dry iron box has an adjustable knob that helps set the temperature in accordance with the nature of fabric.

MARKING OF PRODUCT:



PRECAUTIONS BEFORE USE:

- Please read operation instruction before using the appliance.
- Never leave the iron "ON" when not under observation. Unplug the iron, even when momentarily absent from the room. Keep away from the reach of children.

- Take care that the main cord does not touch the sole plate when it is hot.
- Never use the iron if it is damaged in any way.

NOTE:

Some parts of the iron have been slightly greased and as a result, the iron might slightly smoke when used for the first time. After a short while however, this ceases.

OPERATING INSTRUCTIONS:

- The light indicator lamp switches “ON” with the appliance and indicates that the sole plate is heating up. Once the desired temperature is achieved, the signal light will go “OFF”, after which you can start ironing your fabric. The indicator light will switch ON/OFF from time to time in order to regulate the temperature of the sole plate.
- Textile to which some kind of finish has been applied (gloss, wrinkle, relief etc.) can be ironed at a some what lower temperature.
- Always check first whether iron instructions are attached to the articles to be ironed (they can be found on the label).
- If the fabric consists of various kinds of fibres, you must always select the lowest ironing temperature of the composition (e.g., an article consisting of 60% polyester & 40% cotton, should be ironed at the temperature indicated for polyester).
- Velvet and other textiles which rapidly acquire shiny spots should be ironed in one direction only, by applying only light pressure.

- Sort your clothes taking into account the nature of fabric and smart ironing clothes that are more sensitive to heat (i.e., requires a cooler temperature setting)

SPECIFICATIONS:

S.No	Model Name	LLDI09/LLDI10/LLDI19	LLDI30
1	Wattage	1100W	1000W
2	Voltage	220~240v, 50Hz	220~240v, 50Hz
3	Temperature control	Yes	Yes
4	180° Swivel cord	Yes	Yes
5	Non- Stick coated sole plate	Yes	Yes

Note: Due to continuous efforts for product up-gradation, specifications are subject to change without prior notice.

FEATURES:

- Sleek and elegant design.
- Non-stick coated soleplate with tubular element for safe ironing.
- Thermostat for accurate temperature control.
- 180° Swivel cord for both left & right-hand operation.
- Indicator lamp for thermostat function indication.

CARE INSTRUCTIONS:

- Do not place the sole plate on a rough or abrasive surface.
- Do not use the iron on metallic fittings, zips etc. to avoid scratches.
- After each usage, clean with a damp cloth when the iron is still warm. For stubborn marks, clean with vinegar when the iron is cold and then clean with damp cloth.
- Never immerse the iron in water.
- Never select higher temperature for the article to be ironed otherwise you run the risk of scorching the fabric and damaging the sole plate.
- Exterior of the appliance may be wiped clean with a damp cloth. Do not use solvents or bleach as this may damage the finish of the appliance.

STORAGE INSTRUCTIONS:

- Before storing let the iron cool down sufficiently.
- Clean the iron with a damp cloth.
- You can wind the mains cord.
- Store the iron standing on its back rest to prevent damages to the sole plate.

NOTE:

The Warranty is valid only when:

- The appliance has been installed, used and maintained in accordance with the instruction manual.
- The appliance has not been opened or tampered with, by any unauthorised person.
- Usage of power supply other than specified on the instruction manual and safety guidelines.
- For any repair or replacement of parts contact lifelong customer care only.

THE WARRANTY DOES NOT APPLY FOR:

- Damages due to chipping, peeling, plating & denting.
- Breakage or damage to components made out of Bakelite, urea, ABS, SAN and such plastic materials, rubber parts and cord.
- Normal wear and tear of parts.
- Damage resulting from accidents, mishandling or negligence on part of the customer.

Terms and Conditions:

1. This warranty is void if:
 - a. The completely filled warranty card is not presented at the time of servicing the product.
 - b. The product is not operated according to the instructions given under the user manual.
 - c. Damages are caused by lightning, abnormal voltage, water or other liquid intrusion, fire, flood, accident, negligence or improper handling.
 - d. Product has been damaged due to installation, repairs, alterations or modifications by unauthorized service organizations or persons.
 - e. Product label specifying the model number, serial number and production code has been removed and altered.
 - f. Defects or parts requiring replacement due to ordinary wear and tear, corrosion, rust or stains, scratches, dents on the casing or paintwork of the product.
 - g. Claims damaged and/or missing parts (accessories) after 7 days from the original date of goods received.
 - h. Defects or faults in product which have been used for commercial/industrial purposes or which have been rented/leased or have been otherwise subject to non-household/non-domestic use.
2. Repairs or replacements will be carried out by authorized service provider.
3. During the limited warranty period, Lifelong or its authorized service provider will repair without charge the defective unit inclusive of labor and parts and restore the unit to its optimum working condition. All defective parts used for the warranty repair should be surrendered to Lifelong and/or its authorised service provider.
4. All expenses incurred in collecting the unit (s) or part(s) thereof from authorised service provider as well as any other expenses and incidentals will be borne by the consumer.

5. Lifelong obligations are limited to the repair and replacement of the defective product. Except as set forth above, there are no other express or implied warranty and all warranties, conditions or other terms implied by statute or common law (including any warranty of satisfactory quality, merchantability or fitness for a particular purpose) are excluded to the fullest extent permitted by the law.
6. Lifelong total liability for damages relating to or arising out of the purchase or use of the product regardless of the type or cause of such damage of the form of characterization of the claim asserted (e.g. contract or tort) shall not exceed the original purchase price paid for the product.
7. However in no event shall Lifelong and Lifelong authorized distributors be liable for any punitive, special incidental, indirect or consequential losses or damages whatsoever (including without limitation, damages for the loss of revenue, business, profits, goodwill, or contracts, business interruptions, loss of business information or any other pecuniary loss.) Whether or not Lifelong has been advised of the possibility of such damages. These limitations shall apply not withstanding the failure of the essential purpose of any limited warranty. This limited warranty does not affect consumer's statutory rights under the law.
8. No carrier, dealer or employee is thereof authorized to make modifications to this warranty and you should not rely on any such representation. Lifelong reserves the right to amend the terms and conditions if necessary.

Consumer Warranty Card

Dear Customer,

Thank you for choosing a Lifelong consumer product. All Lifelong Consumer products are designed and manufactured to the highest standards to deliver high quality performance, as well as easy installation and use. At Lifelong, we believe in providing not only service, but adding value to your purchase. The warranty has therefore been designed especially for you with your interest at heart.

Warranty Service

All Lifelong consumer products are covered against manufacturing defects from their date of purchase.

Name of the product: _____

Model: _____

Warranty coverage: 1 year

Please note: Purchase receipt is necessary for warranty verification.

Customer Care: customercare@lifelongindia.com

Customer Details

Name: _____

Address: _____

Home Number: _____

Office Number: _____

E-mail Address: _____

Product Details

Model No.: _____

Serial No.: _____

Purchase Date: _____

Invoice Number: _____

Online Site: _____

Please log on to www.lifelongindiaonline.com and complete the online warranty form with your personal and product details within 14 days.