

Manufactured for & Marketed by :
Lifelong Online Retail Private Limited

For queries and complaints:
please contact: customercare@lifelongindia.com
www.lifelongindiaonline.com

lifelong

STAINLESS STEEL GAS STOVE

User Manual



Built for Taste. Built for India.

INTRODUCTION:

Dear Customer,

Congratulations! We welcome you to the Lifelong family, as you welcome our Lifelong Gas Stove to be a part of your home.

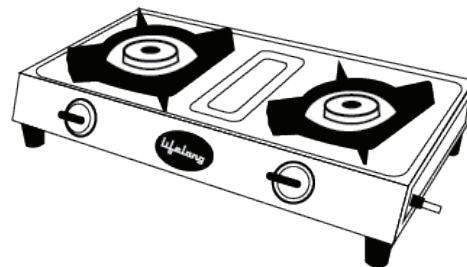
At Lifelong, our products are carefully built for the needs of India, which is why we have crafted a diverse range of innovative products, across a spectrum of categories - Home, Kitchen, Grooming, Fitness, Lifestyle and Smart Home, to better help you. We then deliver them at the best prices, enriching your everyday living.

We are sure you can't wait to start using your new Lifelong Gas Stove.

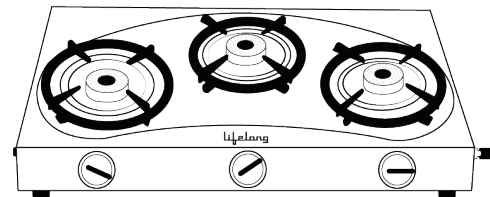
We know we can't!

Looking forward to building our bond for life, cheers!

Thank you, Team Lifelong



LLGS99/LLGS099/LLGS199



LLGS399

TABLE OF CONTENTS:

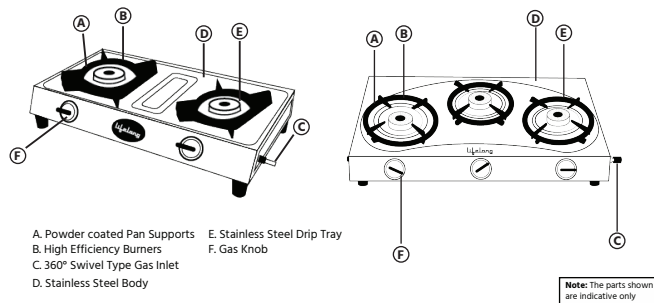
1. About the product
2. Marking of Product
3. Precautions Before Use
4. Operating Instructions
5. Gas Leakage
6. Specifications
7. Troubleshoot Chart
8. Terms and conditions
9. Warranty

ABOUT THE PRODUCT:

The gas stove is an elegant product that gives you excellent value for money.

Designed to make cooking convenient, efficient, and safe, this gas stove is engineered to avoid any gas leakage. It is equipped with High efficiency burners.

MARKING OF PRODUCT:



PRECAUTIONS BEFORE USE:

- Use liquefied Petroleum Gas at 2.942 Kn/M2 (30 Gf/Cm2).
- Ensure there are no inflammable substances kept near the gas stove.
- Use the gas stove for cooking purposes only.

- For the hose / tube, use a quality rubber hose only, suitable for use with an LPG stove. Do not use a plastic vinyl hose as it may be inflammable. The rubber hose should not touch any part of the gas stove or be kept underneath it.

- Switch off the fans in the kitchen when the gas stove is in use.

- Make sure the rooms/kitchen where the gas stove is placed are well ventilated.

It is not advisable to use the gas stove for extended periods in a small room or closed spaces without proper ventilation.

- While in use & immediately after use, do not touch the pan supports as they get extremely hot.

- For better & longer service, always keep your gas stove clean. The pan support & tray (according to model) can be removed for cleaning purposes.

- Never attempt to dismantle or repair the gas stove on your own, in case of any difficulty or problem contact your gas dealer or contact our customer care executive to have it addressed.

- If you smell any gas leaks, immediately close the main gas valve of the cylinder & any of the burners if they are already in 'ON' position on the gas stove, open all windows and call your gas supply agent/gas dealer customer care centre immediately.

- Do not switch "ON" or "OFF" any electric point or light a matchstick or use a lighter when a gas leak is detected / suspected.

NOTE:

- This gas stove is intended for household use only

- Specifications are subject to change without notice

OPERATING INSTRUCTIONS:

STEP 1: Open the gas valve of the LPG cylinder.

STEP 2: Push the gas control knob inwards and turn it towards the "ON" position and light the burner with a match stick or a lighter.

STEP 3: Keep the gas control knob in "ON" position while cooking.

STEP 4: As a result of air in the gas control hose, the burners may not light up for the first time. In such a case, turn the gas control knob back to the "OFF" position and try again.

STEP 5: Turn the gas control knob in an anti-clockwise direction to reduce the flame.

STEP 6: To put "OFF" the flame, first close the gas control knob to the "OFF" position which gives a "Click" sound. Wait until the flame dies down completely. Then close the gas valve of the cylinder.

STEP 7: Keep the gas stove and gas cylinder valve turned "OFF" till you use the stove again.



- Take care to avoid spillage while cooking as this may result in extinguishing of flame and clogging of burner holes.
- Before removing a dish from the burner, turn off the appropriate knob. As a safety precaution, keep the main regulating valve of the cylinder closed when you are not using your gas stove.

GAS LEAKAGE:

If a gas leakage is felt, immediately close the main gas valve of the cylinder and any of the burners if they are turned on. Open all the windows and refrain from lighting any flames in your home or operating any electric outlets and call your gas supply agent/ Gas dealer's customer care number.

SPECIFICATIONS:

S.NO	Model Name		LLGS99/LLGS099/LLGS199	LLGS399
1	Warranty		1 year	1 year
2	No. of Burners	Jumbo Burner	-	-
		Big Burner	1	2
		Small Burner	1	1
3	Burner size(mm)	Jumbo Burner	-	-
		Big Burner	79	79
		Small Burner	69	69
4	Burner Rating(G/Hr.)	Jumbo Burner	-	-
		Big Burner	189 X 1	189 X 1
		Small Burner	143 X 1	143 X 1
5	Burner Rating(Kcal/Hr.)	Jumbo Burner	-	-
		Big Burner	2064 X 1	2064 X 1
		Small Burner	1554 X 1	1554 X 1
6	Ignition Type		Manual	Manual

TROUBLE SHOOT CHART:

PROBLEM	POSSIBLE REASON	ACTION
Gas Stove does not ignite	Main gas valve closed	Open main gas valve
	Rubber hose blockage	Straighten the hose, or remove the blockage or change hose
	No gas supply	Replace the gas source
	Air mixed in the tube	To ignite, remove the air in the hose
Gas leakage/ smell	Leakage from gas hose	Refit or replace the gas hose
	Gas knob not closed properly	Shut OFF gas knob properly
	Burner not lit after putting ON gas knob	Re-ignite the burner
	Leakage from gas cylinder regulator	Inform your gas dealer
If flame is abnormal	Flame ports are blocked	Clean the flame ports
	Burner top fitting	Fit burner in right position
	Knob position not correct	Knob should be at ON position
	Supply of gas	Replace gas cylinder/regulator

PRODUCT WARRANTY:

The warranty is fully applicable against any defect arising out of defective material or faulty workmanship for a period of 1 year from the date of purchase.

NOTE:

The warranty will not be applicable in the following cases:

1. If the product is not used according to the directions given in the warranty card.
2. If defects are caused by damage in transit, mishandling, tampering, misuse, or unauthorized repair.
3. If any modification/alteration of any nature is carried out on the product or if the serial number is deleted, defaced, or altered.
4. If the repair is carried out by any person other than the one duly authorised by the company.
5. The decision of the company regarding the nature of fault/defect for exercising of this warranty shall be final and binding.

Terms and Conditions:

1. This warranty is void if:
 - a. The completely filled warranty card is not presented at the time of servicing the product.
 - b. The product is not operated according to the instructions given under the user manual.
 - c. Damages are caused by lightning, abnormal voltage, water or other liquid intrusion, fire, flood, accident, negligence or improper handling.
 - d. Product has been damaged due to installation, repairs, alterations or modifications by unauthorized service organizations or persons.
 - e. Product label specifying the model number, serial number and production code has been removed and altered.
 - f. Defects or parts requiring replacement due to ordinary wear and tear, corrosion, rust or stains, scratches, dents on the casing or paintwork of the product.
 - g. Claims damaged and/or missing parts (accessories) after 7 days from the original date of goods received.
 - h. Defects or faults in product which have been used for commercial/industrial purposes or which have been rented/leased or have been otherwise subject to non-household/non-domestic use.
2. Repairs or replacements will be carried out by authorized service provider.
3. During the limited warranty period, Lifelong or its authorized service provider will repair without charge the defective unit inclusive of labor and parts and restore the unit to its optimum working condition. All defective parts used for the warranty repair should be surrendered to Lifelong and/or its authorised service provider.
4. All expenses incurred in collecting the unit (s) or part(s) thereof from authorised service provider as well as any other expenses and incidentals will be borne by the consumer.
5. Lifelong obligations are limited to the repair and replacement of the defective product. Except as set forth above, there are no other express or implied warranty and all warranted, conditions or other terms implied by statute or common law (including any warranty of satisfactory quality, merchantability or fitness for a particular purpose) are excluded to the fullest extent permitted by the law.
6. Lifelong total liability for damages relating to or arising out of the purchase or use of the product regardless of the type or cause of such damage of the form of characterization of the claim asserted (e.g. contract or tort) shall not exceed the original purchase price paid for the product.
7. However in no event shall Lifelong and Lifelong authorized distributors be liable for any punitive, special incidental, indirect or consequential losses or damages whatsoever (including without limitation, damages for the loss of revenue, business, profits, goodwill, or contracts, business interruptions, loss of business information or any other pecuniary loss.) Whether or not Lifelong has been advised of the possibility of such damages. These limitations shall apply not withstanding the failure of the essential purpose of any limited warranty. This limited warranty does not affect consumer's statutory rights under the law.
8. No carrier, dealer or employee is thereof authorized to make modifications to this warranty and you should not rely on any such representation. Lifelong reserves the right to amend the terms and conditions if necessary.

Consumer Warranty Card

Dear Customer,

Thank you for choosing a Lifelong consumer product. All Lifelong Consumer products are designed and manufactured to the highest standards to deliver high quality performance, as well as easy installation and use. At Lifelong, we believe in providing not only service, but adding value to your purchase. The warranty has therefore been designed especially for you with your interest at heart.

Warranty Service

All Lifelong consumer products are covered against manufacturing defects from their date of purchase.

Name of the product: _____

Model: _____

Warranty coverage: 1 year

Please note: Purchase receipt is necessary for warranty verification.

Customer Care: customercare@lifelongindia.com

Customer Details

Name: _____

Address: _____

Home Number: _____

Office Number: _____

E-mail Address: _____

Product Details

Model No.: _____

Serial No.: _____

Purchase Date: _____

Invoice Number: _____

Online Site: _____

Please log on to www.lifelongindiaonline.com and complete the online warranty form with your personal and product details within 14 days.