

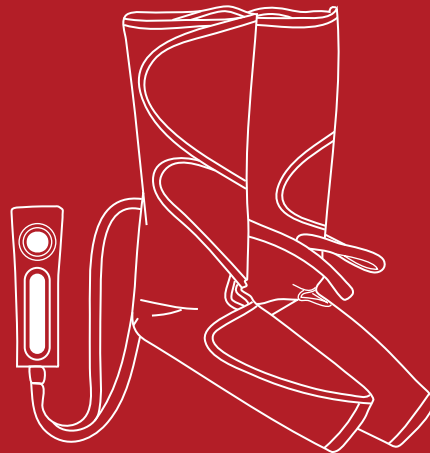
Lifelong Online Retail Pvt Ltd
5th Floor, Unit No. 508, DLF
South Court, Saket District
Center, Saket, New Delhi -110017

+91-9711558877
customer@lifelongindia.com
www.lifelongindiaonline.com

LifelongOnlineIn f
Lifelong_Online t
Lifelong.Online o

Lifelong
MAKING IT POSSIBLE

FULL LEG AIR COMPRESSION MASSAGER



Air compression
massage



Promotes blood
circulation



Relieves
fatigue



Adjustable size
extensions



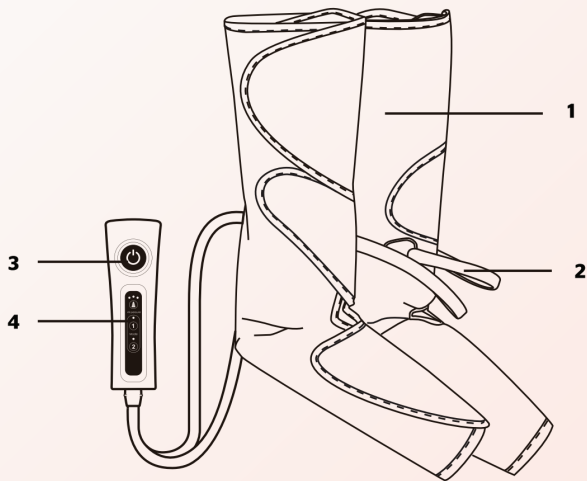
Soft and
breathable fabric

SAFETY PRECAUTIONS:

- Do not use voltage beyond the requirement of this product
- Do not attempt to repair or dismantle the product. There are no user-serviceable parts.
- Do not use the product in a place where it may become wet or damp. If the unit becomes wet do not use.
- Stop using the product immediately if you feel uncomfortable or any abnormalities occur.
- Do not use this product in a high-temperature environment.
- Do not use this product if you are currently pregnant or menstruating.
- Do not place the unit in a place where it may be in contact with flammable items, explosive items, or chemicals.
- Do not touch the unit with any sharp object or risk damage
- Do not use this product if any of the below apply to you:
 - Skin is infected, swollen, burnt or otherwise damaged.
 - You have a pacemaker or other medical implant
 - You are suffering from heart disease.
 - Your bones are fragile or injured.
 - You are suffering from cancer.
 - You are receiving treatment or your blood pressure is not normal.
 - You are suffering from osteoporosis.

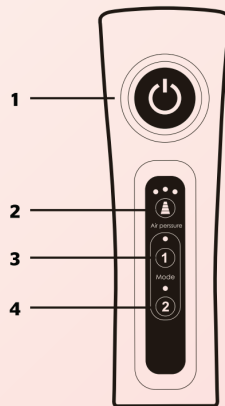
PARTS:

- Leg massager
- Air pressure hose
- Power Button
- Control panel



CONTROLS:

1. Power button: press this button to turn the unit on or off.
2. Air compression button: press this button to cycle through the air compression intensity settings (low, medium, high).
3. Mode 1: press this button to set the massager to mode 1.
4. Mode 2: press this button to set the massager to mode 2.



MODES:

The leg massager will go through 4 unique cycles as described below.

Cycle 1:

1. The feet and calves will both inflate.
2. The air pressure will hold.
3. The foot and calf will both inflate again
4. The air pressure will hold.
5. The massagers will deflate.

NOTE Cycle 1 will repeat for a total of 4 times.

Cycle 2:

1. The feet will inflate.
2. The air pressure will hold.
3. The feet will deflate.
4. The calves will inflate
5. The air pressure will hold.
6. The calves will deflate

NOTE Cycle 2 will repeat for a total of 3 cycles.

Cycle 3:

1. The feet and calves will both inflate.
2. The air pressure will hold.
3. The massagers will deflate.

NOTE Cycle 3 will repeat for a total of 4 cycles.

Cycle 4:

1. The feet will inflate.
2. The air pressure will hold.
3. The feet will deflate.
4. The calves will inflate
5. The air pressure will hold.
6. The calves will deflate

NOTE Cycle 4 will repeat for a total of 3 cycles.

Mode 2: Alternating foot/calf massage

The compression wraps will go through 1 unique cycle as described below.

1. The feet will inflate.
2. The air pressure will hold.
3. The feet will deflate.
4. The calves will inflate
5. The air pressure will hold.
6. The calves will deflate.

OPERATION:

1. Slip on each massager, keeping your feet flat on the bottom. Note that each is marked L and R for each foot
2. Use the strap to tightly secure your foot into the massager.
3. Use the strap to tightly secure your leg into the massager.
4. Move your foot to make sure that the massager is securely fastened.

- 5. Insert the two air pressure connections into the controller.
 - 6. Press the power button. While on, the LED will stay on.
 - 7. Adjust the air pressure strength as needed, by pressing the air pressure button.
- The LED about the button indicates the current setting (green=low, yellow=medium, red=high).
- 8. Select either mode 1 or 2 as desired.

NOTE: the device will automatically shut off after 15 minutes.

For best results do not use the leg massager for more than an hour.

CARE AND MAINTENANCE:

- Store the product in a dry place, away from moisture and direct sunlight
- Wipe clean with a dry towel.

TROUBLESHOOTING:

Problem	Cause	Solution
The device does not work.	The unit is not connected to a power source.	Make sure the unit is fully connected to the power.
	The power button was not pressed.	Press the power button.
The device suddenly stopped working	The unit was running more than 20 minutes.	Restart the unit to resume use.

SPECIFICATIONS:

Rated voltage: 12 V

Power consumption: 12W

Default time 20 min.

Consumer Warranty Card

Dear Customer,

Thank you for choosing a Lifelong consumer product. All Lifelong Consumer products are designed and manufactured to the highest standards to deliver high quality performance, as well as easy installation and use. At Lifelong, we believe in providing not only service, but adding value to your purchase. The warranty has therefore been designed especially for you with your interest at heart.

Warranty Service

All Lifelong consumer products are covered against manufacturing defects from the date of purchase.

Name of the product: _____

Model: _____

Warranty coverage: 1 year

Please note:

Purchase receipt is necessary for warranty verification.

Customer Care: customercare@lifelongindia.com

Customer Details

Name: _____

Address: _____

Home Number: _____

Office Number: _____

E-mail Address: _____

Product Details

Model No.: _____

Serial No.: _____

Purchase Date: _____

Invoice Number: _____

Online Site: _____

Please log on to www.lifelongindiaonline.com and complete the online warranty form with your personal and product details within 14 days.

Terms and Conditions:

1. This warranty is void if:
 - a. The completely filled warranty card is not presented at the time of servicing the product.
 - b. The product is not operated according to the instructions given under the user manual.
 - c. Damages are caused by lightning, abnormal voltage, water or other liquid intrusion, fire, flood, accident, negligence or improper handling.
 - d. Product has been damaged due to installation, repairs, alterations or modifications by unauthorized service organizations or persons.
 - e. Product label specifying the model number, serial number and production code has been removed and altered.
 - f. Defects or parts requiring replacement due to ordinary wear and tear, corrosion, rust or stains, scratches, dents on the casing or paintwork of the product.
 - g. Claims damaged and/or missing parts (accessories) after 7 days from the original date of goods received.
 - h. Defects or faults in product which have been used for commercial/industrial purposes or which have been rented/leased or have been otherwise subject to non-household/non-domestic use.
2. Repairs or replacements will be carried out by authorized service provider.
3. During the limited warranty period, Lifelong or its authorized service provider will repair without charge the defective unit inclusive of labor and parts and restore the unit to its optimum working condition. All defective parts used for the warranty repair should be surrendered to Lifelong and/or its authorised servicer.
4. All expenses incurred in collecting the unit (s) or part(s) thereof from authorised service provider as well as any other expenses and incidentals will be borne by the consumer.
5. Lifelong obligations are limited to the repair and replacement of the defective product. Except as set forth above, there are no other express or implied warranty and all warranted, conditions or other terms implied by statute or common law (including any warranty of satisfactory quality, merchantability or fitness for a particular purpose) are excluded to the fullest extent permitted by the law.
6. Lifelong total liability for damages relating to or arising out of the purchase or use of the product regardless of the type or cause of such damage of the form of characterization of the claim asserted (e.g. contract or tort) shall not exceed the original purchase price paid for the product.

7. However in no event shall Lifelong and Lifelong authorized distributors be liable for any punitive, special incidental, indirect or consequential losses or damages whatsoever (including without limitation, damages for the loss of revenue, business, profits, goodwill, or contracts, business interruptions, loss of business information or any other pecuniary loss.) Whether or not Lifelong has been advised of the possibility of such damages. These limitations shall apply notwithstanding the failure of the essential purpose of any limited warranty. This limited warranty does not affect consumer's statutory rights under the law.
8. No carrier, dealer or employee is there of authorized to make modifications to this warranty and you should not rely on any such representation. Lifelong reserves the right to amend the terms and conditions if necessary.