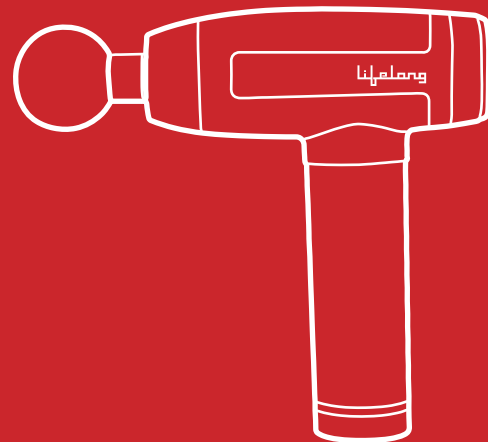


Manufactured for & Marketed by :
Lifelong Online Retail Private Limited

For queries and complaints:
please contact: customercare@lifelongindia.com
www.lifelongindiaonline.com

lifelong



Massage Gun



Touch
Screen



Bone
Massage



Premium Bag
Included



Speed
Settings



2Hr Charge
6Hr Usage



Available
in 2 Colors

**1 YEAR
WARRANTY**

INTRODUCTION:

Welcome to the Lifelong family.

Dear Customer,

Congratulations on purchasing Lifelong Gun Massager and a warm welcome to the Lifelong family.

At Lifelong, we take pride in developing quality products for your home, health and happiness. Through constant innovation in our products, we have been able to develop a wide spectrum of products across Home, Kitchen, Grooming and Wellness categories. We strive to enrich the lives of the modern consumer every day. Keeping that in mind, we have offered all our products at a fair and honest price.

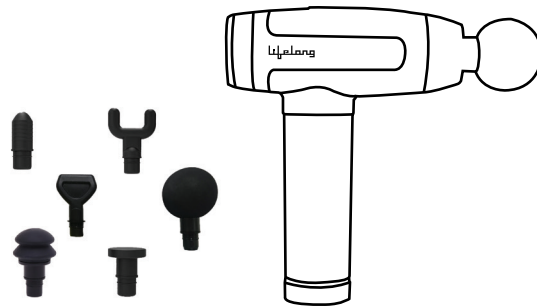
We hope that the Gun Massager serves you and your family 抐 needs without any hassles.

Thanks again for becoming a part of the Lifelong family. Enjoy using the product!

Warm Regards,

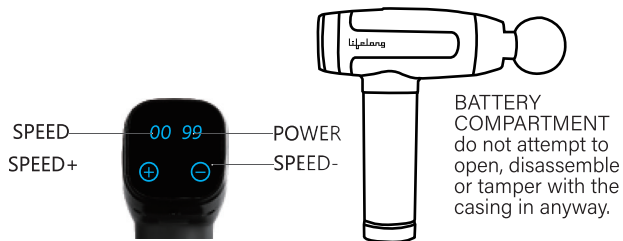
Team Lifelong

SPECIFICATIONS:



The deep muscle fascial massage gun is a portable rechargeable vibration device with a large torque and long adjustment. It can effectively reduce pain caused by the accumulation of lactic acid after intense exercise, and relieve discomfort of joints, deep tissue, trigger points and release muscle knots.

MASSAGE GUN SIZE: 21cm x 16cm x 5cm without attachment head



- Turn on the power switch at the bottom of the massage gun.
- Press + and - buttons to adjust speed intensity level.
- When the battery power is less than 20%, the LED band line at the bottom of the massage gun will shine RED; when the battery power is less than 10% the LED touchscreen will show EI, indicating that it needs to be charged.
- When the battery is full, the LED band will turn Green.

FUNCTIONS	30 INTENSITY LEVELS
CHARGE TIME	2 HOURS
ROTATE SPEED	3300 RPM
VOLTAGE	100-240V
USAGE TIME	6 HOURS

SET INCLUDES:

Massage Gun, 6 Interchangeable Heads, Protective Travel Case, Instruction Manual & Australian Charging Plug

SAFETY & WARNINGS:

- For adults only.
- Use only on a dry surface of the body by lightly pressing and moving across the body for approximately 60 seconds per region.
- Use the massage gun only on the body's soft tissue as desired, stop use immediately if you feel pain or discomfort. Do not use on the head or any hard or bone area of the body.
- Use only the applicators that provide the best-desired effect.
- Bruising can occur regardless of control setting or pressure applied. Check the treated areas frequently and immediately stop at first sign of pain or discomfort.
- Keep fingers, hair, or any other body part away from the shaft and backside of the applicator as pinching may occur.
- Keep away from children, pets, and water.
- Do not drop or misuse the massage gun.
- Only recharge with supplied 24V DC massage gun charger.
- Never leave the massage gun unattended while operating or charging.

OPERATION:

Charging the device

- Fully charge battery for up to 3 hours before first use.
- To charge, connect the DC end of the supplied 24V adapter to the battery's charging port and plug AC side cable into wall outlet.
- LED band on massage gun will indicate battery level and indicate active charging.
- Flashing LED lights indicate active charging.
- Full illuminated LED lights indicate a full charge.
- When device is on and fully charged, a Green LED light will be present.
- Low battery on the LED band will turn Red.
- Massage gun may be recharged at any time and at any battery level.
- It is not recommended to fully deplete the battery to the red LED level. The average run-time is up to 5 hours depending on speed level and pressure applied during use.

Operating

- Before turning on the Muscle Massage Gun, select the appropriate detachable head for your needs and push it into the massager.
- Power the device on by moving the switch on the bottom of the battery to the ON position. Turn OFF the device by moving the power switch to the OFF position.

- Press + and - buttons on the LED touch screen to adjust speed.
- The Muscle Massage Gun has up to 20 speed intensity levels.
- Massage the desired body part at the desired speed applying pressure as needed.
- To remove and replace detachable heads, simply pull it out gently.

Maintenance & Care

- For maintenance, use a slightly damp towel to clean device and dry with a soft cloth.
- Do not use the product for over 30 minutes continuously, it may activate the over-heat protection device and stops the operation automatically. Please wait at least 30 minutes to let it cool down before re-using

ATTACHMENTS:



ROUNDHEAD

Suitable for massaging large muscle groups such as abdomen, glutes and legs. Great for muscle relaxation before and after exercise



FLATHEAD

Suitable for large muscle groups such as inside and outside muscles of the abdomen, chest and legs



U-SHAPE HEAD

Suitable for shoulders, neck and bilateral muscles - do not use directly on the cervical spine or spine.



CONICAL HEAD

Suitable for applying direct pressure on joints, deep tissue, trigger points and release muscles knots.



BONE MASSAGE HEAD

Specially for joint muscle



SPADE HEAD

Suitable for relaxation and shaping of various tissue parts, cellulite and fat storage using percussion massage therapy.

DISCLAIMER:

- Do not immerse in water. Keep away from liquids or heat sources. Keep ventilation ports free from dust and debris.
- Do not remove screws or attempt to disassemble.
- Do not operate continuously for more than one hour. Allow device to rest for 30 minutes before re-using.
- Unplug the charger from device after charging or prior to use. Do not over charge device.

- For adult use only. Do not use if injured. Consult your doctor before using this product.

Safety Instructions

DANGER: to reduce risks of electric shock, fire and personal injury, this product must be used in accordance with the following instructions.

- For adult use only.
- Use only on a dry surface of the body by lightly pressing and moving across the body for approximately 60 seconds per region. Use the massage gun only on the body's soft tissue as desired, stop use immediately if you feel pain or discomfort. Do not use on the head or any hard or bone area of the body.
- Use only the applicators that provide the best-desired effect.
- Bruising can occur regardless of control setting or pressure applied. Check the treated areas frequently and immediately stop at first sign of pain or discomfort.
- Do not place any objects into the ventilation holes of the Massage Gun or attachment heads from other massage gun brands.
- Only use the provided attachment heads.
- Keep fingers, hair, or any other body part away from the shaft and backside of the applicator as pinching may occur.
- Keep away from children, pets, and water.
- Do not drop or misuse the massage gun.

- Only recharge with supplied 24V DC massage gun charger Do not tamper or alter massage gun in any way.
- Never leave the massage gun unattended while operating or charging.
- Only use the charger provided by the original factory to charge.
- Please check the equipment and battery carefully before each use.
- Do not make any modifications to the equipment.
- Do not run the device and charge the device in an unattended state.

DISCLAIMER:

Please do not use the massage gun or any vibration device without first obtaining approval from your doctor if any of the following apply. Pregnancy diabetes with complications such as neuropathy or retinal damage, wear of pace-makers, recent surgery, epilepsy or migraines, herniated disks, spondylolisthesis, spondylolysis, or spondylosis, recent joint replacements or IUDs, metal pins or plates or any concerns about your physical health. Frail individuals and children should never use this device.

Consumer Warranty Card

Dear Customer,
Thank you for choosing a Lifelong consumer product. All Lifelong Consumer products are designed and manufactured to the highest standards to deliver high quality performance, as well as easy installation and use. At Lifelong, we believe in providing not only service, but adding value to your purchase. The warranty has therefore been designed especially for you with your interest at heart.

Warranty Service

All Lifelong consumer products are covered against manufacturing defects from them date of purchase.

Name of the product: _____

Model: _____

Warranty coverage: 1 year

Please note: Purchase receipt is necessary for warranty verification.

Customer Care: customercare@lifelongindia.com

Customer Details

Name: _____

Address: _____

Home Number: _____

Office Number: _____

E-mail Address: _____

Product Details

Model No.: _____

Serial No.: _____

Purchase Date: _____

Invoice Number: _____

Online Site: _____

Please log onto to www.lifelongindiaonline.com and complete the online warranty form with your personal and product details within 14 days.

Terms and Conditions:

1. This warranty is void if:
 - a. The completely filled warranty card is not presented at the time of servicing the product.
 - b. The product is not operated according to the instructions given under the user manual.
 - c. Damages are caused by lightning, abnormal voltage, water or other liquid intrusion, fire, flood, accident, negligence or improper handling.
 - d. Product has been damaged due to installation, repairs, alterations or modifications by unauthorized service organizations or persons.
 - e. Product label specifying the model number, serial number and production code has been removed and altered.
 - f. Defects or parts requiring replacement due to ordinary wear and tear, corrosion, rust or stains, scratches, dents on the casing or paintwork of the product.
 - g. Claims damaged and/or missing parts (accessories) after 7 days from the original date of goods received.
 - h. Defects or faults in product which have been used for commercial/industrial purposes or which have been rented/leased or have been otherwise subject to non-household/non-domestic use.
2. Repairs or replacements will be carried out by authorized service provider.
3. During the limited warranty period, Lifelong or its authorized service provider will repair without charge the defective unit inclusive of labor and parts and restore the unit to its optimum working condition. All defective parts used for the warranty repair should be surrendered to Lifelong and/or its authorised servicer.
4. All expenses incurred in collecting the unit (s) or part(s) thereof from authorised service provider as will as any other expenses and incidentals will be borne by the consumer.
5. Lifelong obligations are limited to the repair and replacement of the defective product. Except as set forth above, there are no other express or implied warranty and all warranted, conditions or other terms implied by statute or common law (including any warranty of satisfactory quality, merchantability or fitness for a particular purpose) are excluded to the fullest extent permitted by the law.
6. Lifelong total liability for damages relating to or arising out of the purchase or use of the product regardless of the type or cause of such damage of the form of characterization of the claim asserted (e.g. contract or tort) shall not exceed the original purchase price paid for the product.
7. However in no event shall Lifelong and Lifelong authorized distributors be liable for any punitive, special incidental, indirect or consequential losses or damages whatsoever (including without limitation, damages for the loss of revenue, business, profits, goodwill, or contracts, business interruptions, loss of business information or any other pecuniary loss.) Whether or not Lifelong has been advised of the possibility of such damages. These limitations shall apply not with standing the failure of the essential purpose of any limited warranty. This limited warranty does not affect consumer's statutory rights under the law.
8. No carrier, dealer or employee is thereof authorized to make modifications to this warranty and you should not rely on any such representation. Lifelong reserves the right to amend the terms and conditions if necessary.