


Lifelong Online Retail Pvt Ltd  
5th Floor, Unit No. 508, DLF  
South Court, Saket District  
Center, Saket, New Delhi -110017

+91-9711558877  
customer@lifelongindia.com  
www.lifelongindiaonline.com

LifelongOnlineIn f  
Lifelong\_Online t  
Lifelong.Online o

Lifelong  
MAKING IT POSSIBLE

## LIFELONG ROOM HUMIDIFIER



Mute  
Humidification



Air Filter



Bacterial  
Removal

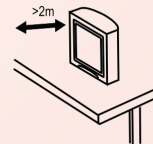


Time Setting


## SAFETY PRECAUTIONS:




- Please hold the water tank and the base machine at the same time when moving the humidifier.
- Please put the humidifier on a stable desk to avoid falling off and damage.



- Please keep the humidifier more than 2m away from electronic equipment.
- Please reserve at least 20cm space for the humidifier to spray mist inwards.



- Please keep the humidifier away from gas appliance and heating equipment.
- Please keep the humidifier in a cool place to avoid exposure from the sun



- Do not put anything on top of the humidifier or sit on it.
- Do not keep humidifier near the curtain.

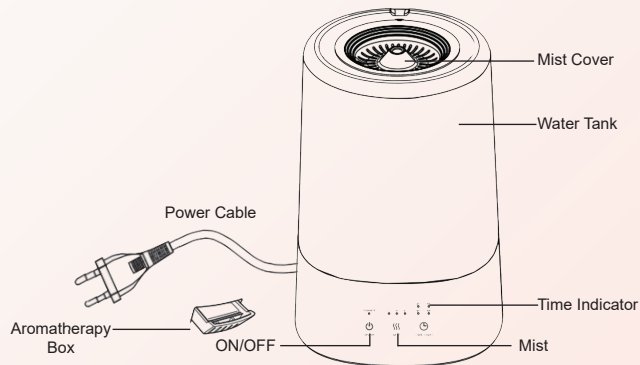


• Do not beat the device with a hard object



• Do not pour water into the mist nozzle.

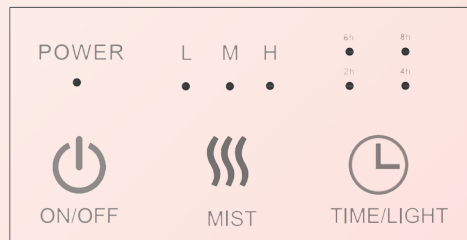
## PARTS AND FUNCTION:



## KEY FEATURES OF THIS DEVICE:

- Top fill design
- 3.5L Large Capacity
- 3 Levels Mist
- (2/4/6/8H) 4 Timer Setting
- 7-Colors Mode Light
- Aromatherapy function
- Sensitive Touch Control
- Whisper-Quiet
- Easy to clean
- Easy to operate

## PANEL OPERATIONS:

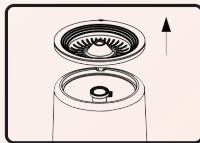


1. Rub the device. The red light will turn on indicating that the device is powered on.
2. ON/OFF Button: When you touch the power button, the blue light turns on. The device enters into second gear spray.
3. Mist Button: You can choose between 3 levels of mist as per your preference.
4. TIME/LIGHT Button: Simply click the button to choose timer (2/4/6/8h). Long press and hold to turn on/off light.
5. When there is shortage of water, the red light flashes to remind you to refill water or turn off the device.

## IMPORTANT SUGGESTION:

- Please read this manual carefully before using the humidifier.
- Please remove the foam in the base machine when you first use the device.
- Please press inlet valve (the spring on the bottom of the water tank) if the device doesn't not work.
- Please do not add essential oil in the water tank, you can add it in the aromatherapy box.
- Please do not add water to the fog tube.
- Please unplug humidifier before adding water or moving the humidifier.
- Please do not use this device in humid environment.
- Please clean the water tank twice a week with the cleaning brush or soft cloth.
- Please refill/turn off the device when a red light appears to remind water shortage.
- Please hold water tank and base machine when you move the device.
- Please keep water tank dry if you do not use it within a week.
- Please contact customer care if there are any technical issues with the device.

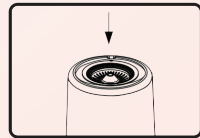
## HOW TO USE:



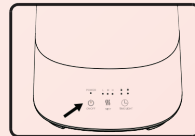
1. Open the top cover



2. Add water into the water tank  
(Do not pour water into the mist nozzle)



3. Close the top cover



4. Touch ON/OFF button

## TROUBLESHOOTING:

The humidifier does not have mist:

Please check the device's connection with the power and then make sure remove the foam in the base machine. If it's still not working, press inlet valve (the spring on the bottom of the water tank).

The humidifier leaks water:

Please tighten the water tank with base machine and then press inlet valve (the spring on the bottom of water tank).



The floor is wet but there is no leakage:

Please choose low mist, because if high mist has been chosen the mist will atomized into water droplets when touching floor during cold weather.

## CUSTOMER FAQ:

Q1. Is this humidifier bpa-free? Is it made with safe materials for baby's room?

Ans1. Yes, it is. It is a safe device for your baby.

Q2. How to clean this humidifier? And how often should we clean it?

Ans2. Please clean the water tank twice a week with the brush which is included in the package. And clean the base machine with a soft and clean cloth.

Q3. Do I need to add distilled water in this device?

Ans3. You can add distilled water if you want. But, tap water is also ok.

Q4. Can I add essential oil into the water tank?

Ans4. No. You can add it in the aromatherapy box on the back.

Q5. Does it automatically shut off when the water tank is empty?

Ans5. Yes, a red light appears to warn you it is empty and you can then turn off the machine/refill it.

Q6. Does this humidifier need filters? How to change it?

Ans6. This humidifier is filter free. You do not need to change it.

Q7. Can I turn off night light completely?

Ans7. Yes, you can. You can turn on the night light if you long press TIME/LIGHT button and press and hold again to turn it off.

Q8. Can this humidifier be placed in humid environment?

Ans8. It is dangerous to put electronics in humid environment.

Q9. What size room would the mist cover?

Ans9. The mist can cover the room for the size of 10-30 m<sup>2</sup>/107-322 ft<sup>2</sup>.

### Consumer Warranty Card

Dear Customer,

Thank you for choosing a Lifelong consumer product. All Lifelong Consumer products are designed and manufactured to the highest standards to deliver high quality performance, as well as easy installation and use. At Lifelong, we believe in providing not only service, but adding value to your purchase. The warranty has therefore been designed especially for you with your interest at heart.

### Warranty Service

All Lifelong consumer products are covered against manufacturing defects from the date of purchase.

Name of the product: \_\_\_\_\_

Model: \_\_\_\_\_

Warranty coverage: 1 year

Please note:

Purchase receipt is necessary for warranty verification.

Customer Care: [customercare@lifelongindia.com](mailto:customercare@lifelongindia.com)

### Customer Details

Name: \_\_\_\_\_

Address: \_\_\_\_\_

Home Number: \_\_\_\_\_

Office Number: \_\_\_\_\_

E-mail Address: \_\_\_\_\_

### Product Details

Model No.: \_\_\_\_\_

Serial No.: \_\_\_\_\_

Purchase Date: \_\_\_\_\_

Invoice Number: \_\_\_\_\_

Online Site: \_\_\_\_\_

Please log on to [www.lifelongindiaonline.com](http://www.lifelongindiaonline.com) and complete the online warranty form with your personal and product details within 14 days.

### Terms and Conditions:

1. This warranty is void if:

- The completely filled warranty card is not presented at the time of servicing the product.
- The product is not operated according to the instructions given under the user manual.
- Damages are caused by lightning, abnormal voltage, water or other liquid intrusion, fire, flood, accident, negligence or improper handling.
- Product has been damaged due to installation, repairs, alterations or modifications by unauthorized service organizations or persons.
- Product label specifying the model number, serial number and production code has been removed and altered.
- Defects or parts requiring replacement due to ordinary wear and tear, corrosion, rust or stains, scratches, dents on the casing or paintwork of the product.
- Claims damaged and/or missing parts (accessories) after 7 days from the original date of goods received.
- Defects or faults in product which have been used for commercial/industrial purposes or which have been rented/leased or have been otherwise subject to non-household/non-domestic use.

2. Repairs or replacements will be carried out by authorized service provider.

3. During the limited warranty period, Lifelong or its authorized service provider will repair without charge the defective unit inclusive of labor and parts and restore the unit to its optimum working condition. All defective parts used for the warranty repair should be surrendered to Lifelong and/or its authorised servicer.

4. All expenses incurred in collecting the unit (s) or part(s) thereof from authorised service provider as well as any other expenses and incidentals will be borne by the consumer.

5. Lifelong obligations are limited to the repair and replacement of the defective product. Except as set forth above, there are no other express or implied warranty and all warranted, conditions or other terms implied by statute or common law (including any warranty of satisfactory quality, merchantability or fitness for a particular purpose) are excluded to the fullest extent permitted by the law.

6. Lifelong total liability for damages relating to or arising out of the purchase or use of the product regardless of the type or cause of such damage of the form of characterization of the claim asserted (e.g. contract or tort) shall not exceed the original purchase price paid for the product.

7. However in no event shall Lifelong and Lifelong authorized distributors be liable for any punitive, special incidental, indirect or consequential losses or damages whatsoever (including without limitation, damages for the loss of revenue, business, profits, goodwill, or contracts, business interruptions, loss of business information or any other pecuniary loss.) Whether or not Lifelong has been advised of the possibility of such damages. These limitations shall apply notwithstanding the failure of the essential purpose of any limited warranty. This limited warranty does not affect consumer's statutory rights under the law.
8. No carrier, dealer or employee is there of authorized to make modifications to this warranty and you should not rely on any such representation. Lifelong reserves the right to amend the terms and conditions if necessary.