

long

HOME

MAKING IT POSSIBLE

# INSTA HOT 15 LITRES WATER HEATER



8 Bar Pressure  
Suitable for High  
Rise Building



Copper  
Heating  
Element



Whirlflow technology  
For  
Faster heating



Max Energy  
Saving



Heat  
Indicator



Max Energy  
Saving

5 YEARS  
TANK

2 YEARS  
PRODUCT

WARRANTY

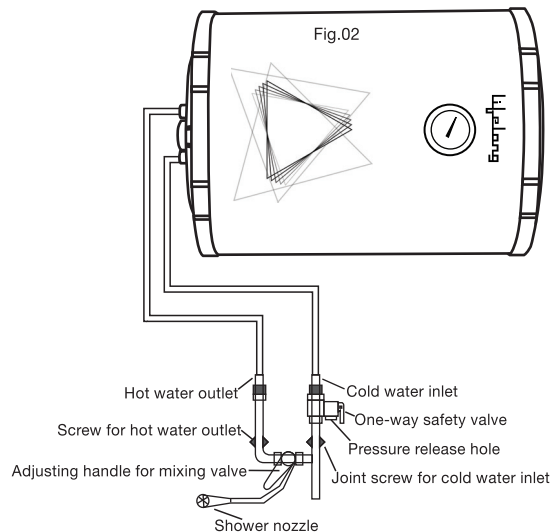
THANK YOU FOR PURCHASING LIFELONG INSTA HOT 15 LITRES  
WATER HEATER

Please read and follow all instructions prior to using your water heater for best  
mileage and trouble free operation.

## IMPORTANT SAFEGUARDS & PRECAUTIONS

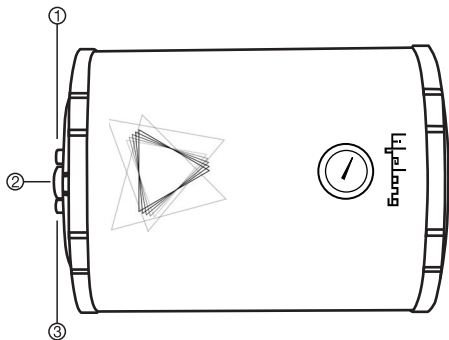
### CONNECTION OF PIPELINES

- The dimension of multifunction valve and the inlet/outlet pipe is 1/2" BSP.
- To connect the multifunction valve, install it will the heater on the inlet of the water heater,
- Ensure that the inlet water pressure is between 0.1 bar to 4 bar (maximum). In case of high water pressure, use an appropriate pressure reducing valve. A minimum inlet pressure of 0.1 bar (1m water head) is required for the water to enter the tank.



## PART IDENTIFICATION

Fig.01

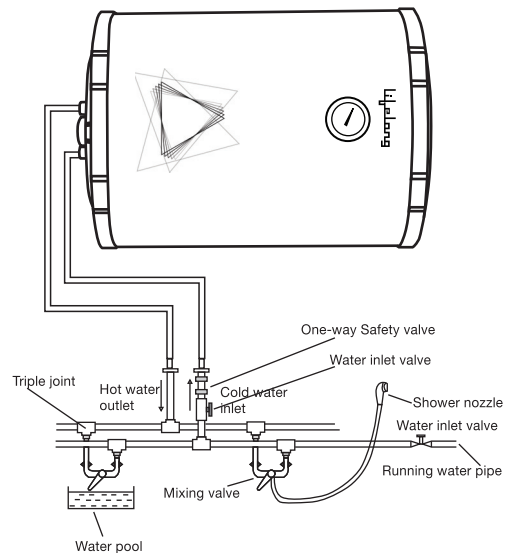


1. Water Outlet
2. Temperature Adjustable Knob.
3. Water Inlet.

## MULTI OUTLET CONNECTION

If you decide to create a multi-way supply system, please refer to the method shown in fig 3. in order to achieve successful connection of pipelines.

Fig.03



## PERFORMANCE CHARACTERISTICS

- The tank is manufactured using an advanced enamel technique that makes it anti-rust, corrosion-proof, leak-proof and durable.
- Multiple safety protection devices, such as dry heating protection, high-temperature protection etc. make it safe and reliable.
- Heating element is designed with low thermal load for safe and reliable operations and to increase its life.
- Equipped with corrosion-proof and incrustation-retardant components which make the product durable.
- Temperature controller provides accurate and reliable control of temperature.

SPECIFICATION	Horizontal Mounting, Class1, Closed type		
Model	LLWH15	LLWH25	
Water Tank Volume (Liters)	15	25	
Weight of Product with Water	24Kg	36Kg	
Rated Power	2kW		
Rated Voltage	230~50Hz		
Rated Water Pressure	0.8 Mpa= 4 bar = 80m Water head		
Minimum Water Pressure	0.01Mpa=0.1bar = 1m Water head		
Maximum Water Temperature	75° C		
Maximum Reheating Time (Minutes)	35	40	60
Minimum Hot Water Output (°C)	50		
Maximum Mixing Factor (%)	35		



## METHODS OF USE

- First, open any one of the outlet valves at the outlet of the water heater. Next, open the inlet valve. The water heater gets filled with water. When water flows out of the outlet pipe it implies that the heater has been fully filled with water and the outlet valve can be closed.

Note: During normal operation, the inlet valve must always be kept open.

- Insert the supply plug into the supply socket and **Switch ON**. The power indicator and the heating indicator will light up.
- The thermostat will automatically control the temperature. When the water temperature inside the heater has reached the set temperature, it will **Switch OFF** automatically. When the water temperature falls below the set point the heater will be turned on automatically to restore the heating. When the heater is switched off automatically, the heating indicator also **Switches OFF**.

## METHODS OF USE

- The supply socket must be earthed reliably. The rated current of the socket shall not be lower than 16A. The socket and plug must be kept dry to prevent electrical leakage.
- The installation height of the supply socket must not be lower than 2m.
- The wall on which the electrical water heater is installed should be able to bear a load of more than two times the heater – when fully filled with water. Other strengthening measures must be adopted in case of distortion and cracks.

## METHODS OF USE

- Ensure that you get a qualified plumber/electrician to installing the water heater. Make sure that the supporting walls or fixtures are strong enough to carry the weight of the unit when it is completely filled with water.
- Fix the unit using appropriate mounting accessories provided in the box.
- There should be some distance between the unit and the roof. This is to ensure that the unit can be removed easily when required.
- The unit should also be saved from damaged due to splashing water. For this keep a minimum distance of 1-2m between the floor and bottom of the heater.
- The water heater must be connected to the water mains by new detachable hose-pipes. Old hose-sets should not be used.
- Always use high quality pipes and accessories for installation and avoid too many bends/fits in the connection to prevent heat loss.
- The supply socket should be 3 pin, single phase, 230 V/16 AC 50 Hz.
- The multifunction valve attached to the heater must be installed at the cold water inlet. This valve performs the function of pressure release, vacuum release, non-return and drainage.
- When using the heater for the first time (or during first use after maintenance) the heater must not be **Switched ON** until it has been filled with water. When filling the water, at least one of the outlet valves at the outlet of the heater must be opened to exhaust the air. This valve can be closed after the heater has been fully filled with water.
- This appliance is not intended for use by persons with reduced physical, sensory or mental capabilities or lack of experience and knowledge (including children), unless they have been given training or instructions concerning use of the appliance. All persons are responsible for their own safety.
- The dimension of the multifunction valve and the inlet/outlet pipe is 1/2" BSP.
- Connection of multifunction valve: Install the multifunction valve with the heater via the inlet of the water heater.
- Ensure inlet water pressure is between 0.1 bar to 8 bar (maximum). In case of high water pressure, use an appropriate Pressure Reducing Valve. Minimum inlet pressure of 0.1 bar (1m water head) is required for water to enter the tank.

## Consumer Warranty Card

Dear Customer,

Thank you for choosing a Lifelong consumer product. All Lifelong Consumer products are designed and manufactured to the highest standards to deliver high quality performance, as well as easy installation and use. At Lifelong, we believe in providing not only service, but adding value to your purchase. The warranty has therefore been designed especially for you with your interest at heart.

### Warranty Service

All Lifelong consumer products are covered against manufacturing defects from their date of purchase.

Name of the product: \_\_\_\_\_

Model: \_\_\_\_\_

Warranty coverage: 2 year

Please note: Purchase receipt is necessary for warranty verification.

Customer Care: [customercare@lifelongindia.com](mailto:customercare@lifelongindia.com)

### Customer Details

Name: \_\_\_\_\_

Address: \_\_\_\_\_

Home Number: \_\_\_\_\_

Office Number: \_\_\_\_\_

E-mail Address: \_\_\_\_\_

### Product Details

Model No.: \_\_\_\_\_

Serial No.: \_\_\_\_\_

Purchase Date: \_\_\_\_\_

Invoice Number: \_\_\_\_\_

Online Site: \_\_\_\_\_

Please log onto to [www.lifelongindiaonline.com](http://www.lifelongindiaonline.com) and complete the online warranty form with your personal and product details within 14 days.

### Terms and Conditions:

1. This warranty is void if:
  - a. The completely filled warranty card is not presented at the time of servicing the product.
  - b. The product is not operated according to the instructions given under the user manual.
  - c. Damages are caused by lightning, abnormal voltage, water or other liquid intrusion, fire, flood, accident, negligence or improper handling.
  - d. Product has been damaged due to installation, repairs, alterations or modifications by unauthorized service organizations or persons.
  - e. Product label specifying the model number, serial number and production code has been removed and altered.
  - f. Defects or parts requiring replacement due to ordinary wear and tear, corrosion, rust or stains, scratches, dents on the casing or paintwork of the product.
  - g. Claims damaged and/or missing parts (accessories) after 7 days from the original date of goods received.
  - h. Defects or faults in product which have been used for commercial/industrial purposes or which have been rented/leased or have been otherwise subject to non-household/non-domestic use.
2. Repairs or replacements will be carried out by authorized service provider.
3. During the limited warranty period, Lifelong or its authorized service provider will repair without charge the defective unit inclusive of labor and parts and restore the unit to its optimum working condition. All defective parts used for the warranty repair should be surrendered to Lifelong and/or its authorised servicer.
4. All expenses incurred in collecting the unit (s) or part(s) thereof from authorised service provider as well as any other expenses and incidentals will be borne by the consumer.
5. Lifelong obligations are limited to the repair and replacement of the defective product. Except as set forth above, there are no other express or implied warranty and all warranted, conditions or other terms implied by statute or common law (including any warranty of satisfactory quality, merchantability or fitness for a particular purpose) are excluded to the fullest extent permitted by the laws.
6. Lifelong total liability for damages relating to or arising out of the purchase or use of the product regardless of the type or cause of such damage of the form of characterization of the claim asserted (e.g. contract or tort) shall not exceed the original purchase price paid for the product.
7. However in no event shall Lifelong and Lifelong authorized distributors be liable for any punitive, special incidental, indirect or consequential losses or damages whatsoever (including without limitation, damages for the loss of revenue, business, profits, goodwill, or contracts, business interruptions, loss of business information or any other pecuniary loss.) Whether or not Lifelong has been advised of the possibility of such damages. These limitations shall apply not with standing the failure of the essential purpose of any limited warranty. This limited warranty does not affect consumer's statutory rights under the law.
8. No carrier, dealer or employee is thereof authorized to make modifications to this warranty and you should not rely on any such representation. Lifelong reserves the right to amend the terms and conditions if necessary.

For queries and complaints:  
please contact: [customercare@lifelongindia.com](mailto:customercare@lifelongindia.com)  
[www.lifelongindiaonline.com](http://www.lifelongindiaonline.com)

Customer care: +91-9711558877