


Manufactured Market by:
Lifelong Online Retail Private Limited

For queries and complaints:
please contact: customercare@lifelongindia.com
www.lifelongindiaonline.com

lifelong

Home Safe 0.3 Cubic FT



Rugged Construction



Back-up key



Easy to Install

1 YEAR
WARRANTY

INTRODUCTION:

Welcome to the Lifelong family.

Dear Customer,

Congratulations on purchasing Lifelong Home Safe 0.3 Cubic FT and a warm welcome to the Lifelong family.

At Lifelong, we take pride in developing quality products for your home, health and happiness. Through constant innovation in our products, we have been able to develop a wide spectrum of products across Home, Kitchen, Grooming and Wellness categories. We strive to enrich the lives of the modern consumer every day. Keeping that in mind, we have offered all our products at a fair and honest price.

We hope that this Home Safe 0.3 Cubic FT serves you and your family's needs without any hassles.

Thanks again for becoming a part of the Lifelong family. Enjoy using the product!

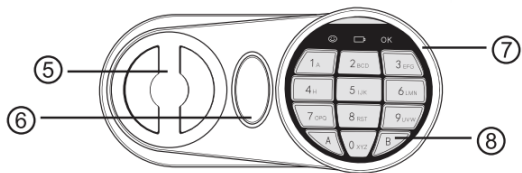
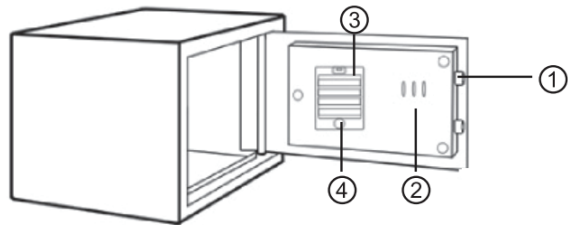
Warm Regards,
Team Lifelong

BOX CONTENTS

- Safe - (Interior 0.15 cu. ft.)
- 2 mounting bolts
- 2 emergency override keys
- Scratch resistant carpet.

PARTS

1. Locking bolts
2. Storage hooks
3. Battery compartment
4. Reset button
5. Master knob
6. Emergency override key cover
7. Control panel
8. (A) (B) Enter buttons

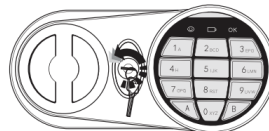


OPEN THE SAFE - USING EMERGENCY OVERRIDE KEY

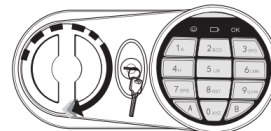
1. Remove the emergency override key cover from front of safe.
2. Insert override key into lock and turn key anticlockwise.
3. Turn the master knob clockwise. Pull door open.



①



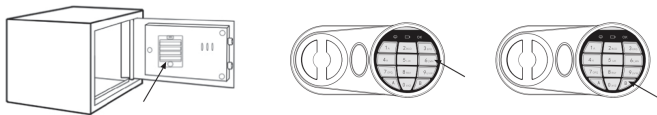
②



③

SET USER CODE

1. Open safe with emergency override key.
 2. Open the battery compartment and add the 4 AA batteries. Next, locate the red button on the inside.
 3. Press and hold the red reset button until you hear a beep and the yellow light comes on.
 4. Input your chosen 3-8 digit code then press (A) or the (B) button. Once the code is entered properly you will hear a beep.
 5. Try the code with the door still open to ensure that it was accepted.
- * If the yellow light flashes and the buzzer beeps 3 times the new code is invalid and the code input process will have to be repeated.



OPENING DOOR

- Input your 3-8 digit code by pressing on the number pad.
- Press (A) and (B) button.
- Wait for the green light and a single beep.
- Turn the master knob clockwise to open the door. `

AUTOMATIC LOCK:

- 3 continuous wrong entries will activate the warning beep.

CAUTION: The key pad would be disabled during the beeping. The beeping will stop automatically after aprox 20 seconds or can also be stopped by opening the safe with emergency key & power-cut by removing the batteries.

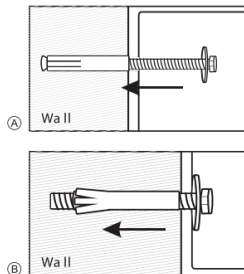
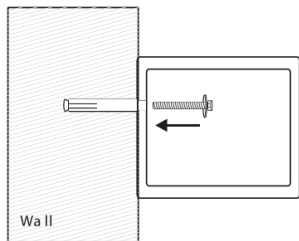
MOUNTING

Safe can be mounted to any surface using supplied bolts.

1. Open safe and locate the predrilled holes on back and bottom of the safe.
2. Drill holes for expansion bolts.(or clamping screws)
3. Turn the expansion bolts counter clockwise to separate.
4. Use the expansion bolts (or clamping screws) to secure the safe to the wall.
5. Make sure the safe is mounted in place as required and then tighten all screws.

*Use the expansion bolts for concrete surface.

*Use clamping screws for wood surfaces.



IMPORTANT INFORMATION

1. Never keep your emergency override key inside your safe.
2. Safe is only considered secure when fixed to a load bearing wall or joint.

Consumer Warranty Card

Dear Customer,
Thank you for choosing a Lifelong consumer product. All Lifelong Consumer products are designed and manufactured to the highest standards to deliver high quality performance, as well as easy installation and use. At Lifelong, we believe in providing not only service, but adding value to your purchase. The warranty has therefore been designed especially for you with your interest at heart.

Warranty Service

All Lifelong consumer products are covered against manufacturing defects from their date of purchase.

Name of the product: _____

Model: _____

Warranty coverage: 1 year

Please note: Purchase receipt is necessary for warranty verification.

Customer Care: customercare@lifelongindia.com

Customer Details

Name: _____

Address: _____

Home Number: _____

Office Number: _____

E-mail Address: _____

Product Details

Model No.: _____

Serial No.: _____

Purchase Date: _____

Invoice Number: _____

Online Site: _____

Please log onto to www.lifelongindiaonline.com and complete the online warranty form with your personal and product details within 14 days.

Terms and Conditions:

1. This warranty is void if:

- a. The completely filled warranty card is not presented at the time of servicing the product.
 - b. The product is not operated according to the instructions given under the user manual.
 - c. Damages are caused by lightning, abnormal voltage, water or other liquid intrusion, fire, flood, accident, negligence or improper handling.
 - d. Product has been damaged due to installation, repairs, alterations or modifications by unauthorized service organizations or persons.
 - e. Product label specifying the model number, serial number and production code has been removed and altered.
 - f. Defects or parts requiring replacement due to ordinary wear and tear, corrosion, rust or stains, scratches, dents on the casing or paintwork of the product.
 - g. Claims damaged and/or missing parts (accessories) after 7 days from the original date of goods received.
 - h. Defects or faults in product which have been used for commercial/industrial purposes or which have been rented/leased or have been otherwise subject to non-household/non-domestic use.
2. Repairs or replacements will be carried out by authorized service provider.
3. During the limited warranty period, Lifelong or its authorized service provider will repair without charge the defective unit inclusive of labor and parts and restore the unit to its optimum working condition. All defective parts used for the warranty repair should be surrendered to Lifelong and/or its authorised servicer.
4. All expenses incurred in collecting the unit (s) or part(s) thereof from authorised service provider as well as any other expenses and incidentals will be borne by the consumer.

5. Lifelong obligations are limited to the repair and replacement of the defective product. Except as set forth above, there are no other express or implied warranty and all warranted, conditions or other terms implied by statute or common law (including any warranty of satisfactory quality, merchantability or fitness for a particular purpose) are excluded to the fullest extent permitted by the law.

6. Lifelong total liability for damages relating to or arising out of the purchase or use of the product regardless of the type or cause of such damage of the form of characterization of the claim asserted (e.g. contract or tort) shall not exceed the original purchase price paid for the product.

7. However in no event shall Lifelong and Lifelong authorized distributors be liable for any punitive, special incidental, indirect or consequential losses or damages whatsoever (including without limitation, damages for the loss of revenue, business, profits, goodwill, or contracts, business interruptions, loss of business information or any other pecuniary loss.) Whether or not Lifelong has been advised of the possibility of such damages. These limitations shall apply not withstanding the failure of the essential purpose of any limited warranty. This limited warranty does not affect consumer's statutory rights under the law.

8. No carrier, dealer or employee is thereof authorized to make modifications to this warranty and you should not rely on any such representation. Lifelong reserves the right to amend the terms and conditions if necessary.