

Terms and Conditions:

1. This warranty is void if:
 - a. The completely filled warranty card is not presented at the time of servicing the product.
 - b. The product is not operated according to the instructions given under the user manual.
 - c. Damages are caused by lightning, abnormal voltage, water or other liquid intrusion, fire, flood, accident, negligence or improper handling.
 - d. Product has been damaged due to installation, repairs, alterations or modifications by unauthorized service organizations or persons.
 - e. Product label specifying the model number, serial number and production code has been removed and altered.
 - f. Defects or parts requiring replacement due to ordinary wear and tear, corrosion, rust or stains, scratches, dents on the casing or paintwork of the product.
 - g. Claims damaged and/or missing parts (accessories) after 7 days from the original date of goods received.
 - h. Defects or faults in product which have been used for commercial/industrial purposes or which have been rented/leased or have been otherwise subject to non-household/non-domestic use.
2. Repairs or replacements will be carried out by authorized service provider.
3. During the limited warranty period, Lifelong or its authorized service provider will repair without charge the defective unit inclusive of labor and parts and restore the unit to its optimum working condition. All defective parts used for the warranty repair should be surrendered to Lifelong and/or its authorised servicer.
4. All expenses incurred in collecting the unit (s) or part(s) thereof from authorised service provider as well as any other expenses and incidentals will be borne by the consumer.
5. Lifelong obligations are limited to the repair and replacement of the defective product. Except as set forth above, there are no other express or implied warranty and all warranted, conditions or other terms implied by statute or common law (including any warranty of satisfactory quality, merchantability or fitness for a particular purpose) are excluded to the fullest extent permitted by the law.
6. Lifelong total liability for damages relating to or arising out of the purchase or use of the product regardless of the type or cause of such damage of the form of characterization of the claim asserted (e.g. contract or tort) shall not exceed the original purchase price paid for the product.
7. However in no event shall Lifelong and Lifelong authorized distributors be liable for any punitive, special incidental, indirect or consequential losses or damages whatsoever (including without limitation, damages for the loss of revenue, business, profits, goodwill, or contracts, business interruptions, loss of business information or any other pecuniary loss.) Whether or not Lifelong has been advised of the possibility of such damages. These limitations shall apply not with standing the failure of the essential purpose of any limited warranty. This limited warranty does not affect consumer's statutory rights under the law.
8. No carrier, dealer or employee is thereof authorized to make modifications to this warranty and you should not rely on any such representation. Lifelong reserves the right to amend the terms and conditions if necessary.

Manufactured for & Marketed by :
Lifelong Online Retail Private Limited

Made in China

For queries and complaints:
please contact: customercare@lifelongindia.com
www.lifelongindiaonline.com

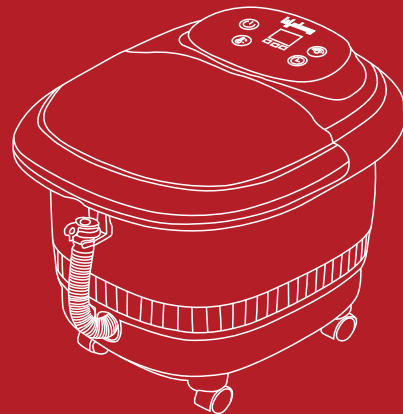
lifelong

LIFESTYLE

MAKING IT POSSIBLE

ELECTRIC FOOT SPA MASSAGER

LLM216



8 Manual
Rollers



Bubble Bath



Controlled
Heating System

SAFETY INSTRUCTIONS:

To avoid the risk of fatalities from electric shock:

- Make certain that the power cord does not become wet or moist during operation. Place it such that it cannot be crushed or damaged.
- DO NOT use the Foot Spa Massager machine without the water.
- Keep the power cable away from hot surfaces.
- Do not carry out any repairs on the appliance. All repairs must be carried out by the manufacturer or its service agent or a similarly qualified person.
- Unplug the appliance before filling it with water or cleaning it.
- Arrange for defective power plugs and/or cables to be replaced as soon as possible by a qualified technician or by our Customer Service Department to avoid the risk of injury.

To avoid the risk of fatalities from electric shock:

- The appliance is not intended for use by children or other persons without assistance or supervision if their physical, sensory or mental capabilities prevent them from using it safely. Children should be supervised to ensure that they do not play with the appliance.
- Consult with your doctor before using the foot spa should you be suffering from vein inflammation, inflamed varicose veins, water retention or rashes on your legs.
- Take care if you are not sensitive to heat. You may not realize how hot the foot support plate can get.
- Never operate the appliance with blocked air- inlet openings. Take care that the air-inlet openings do not become blocked through dust, hair etc.

To avoid damaging the device:

- Do not stand in or on the foot spa. Use it only while seated.
- DO NOT use the Foot Spa Massager machine without the water.
- Never operate the foot spa for longer than 20 minutes. The appliance is not meant to be used continuously for long periods. Allow the appliance to cool sufficiently before using it again.
- Do not use any foam-producing bath additives. The appropriate bath additives for bubble baths are available from specialized dealers.
- Do not fall asleep whilst using the foot spa.
- Never operate the appliance whilst you sleep.

INTENDED USE

This foot spa is intended for personal, home use. Its function is only to bathe and massage the feet. It is not suitable for any other purpose. It is not intended for use in the medical/ therapeutic or commercial fields.

DELIVERY ITEMS / APPLIANCE DESCRIPTION

- Digital Panel.
- Cover.
- Water drainage.
- Manual Roller massager.
- Operating instructions.

Consumer Warranty Card

Dear Customer,

Thank you for choosing a Lifelong consumer product. All Lifelong Consumer products are designed and manufactured to the highest standards to deliver high quality performance, as well as easy installation and use. At Lifelong, we believe in providing not only service, but adding value to your purchase. The warranty has therefore been designed especially for you with your interest at heart.

Warranty Service

All Lifelong consumer products are covered against manufacturing defects from the date of purchase.

Name of the product: _____

Model: _____

Warranty coverage: 1 year

Please note:

Purchase receipt is necessary for warranty verification.

Customer Care: customer care@lifelongindia.com

Customer Details

Name: _____

Address: _____

Home Number: _____

Office Number: _____

E-mail Address: _____

Product Details

Model No.: _____

Serial No.: _____

Purchase Date: _____

Invoice Number: _____

Online Site: _____

Please log onto to www.lifelongindiaonline.com and complete the online warranty form with your personal and product details within 14 days.

TECHNICAL DATA

Rated voltage:.....220 - 240 V ~ 50Hz




Rated output:.....85 W

CO Time:20 min.

CO Time





The CO Time (Continuous Operation Time) details how long an appliance can be operated without the motor overheating and becoming damaged. After the appliance has run for this period it must be switched off until the motor has cooled itself down.

FUNCTIONS OF THE FOOT SPA

1. Bubbles: Air emerging from the air-jets provides the formation of air bubbles, which massage the feet pleasantly and gently. You can choose to operate massager with or without bubble by pressing 
2. Heat: The heating technology heats the water inside and provides for a constant water temperature. Control heat using . May take upto 10 min to heat up.
3. Massage: The foot rollers with massage nubs create through vibration a pleasant massage effect.
4. Timer: Press  to set timer which ranges between 10 minutes to 60 minutes (10-20-30-40-50-60 mins).

OPERATION

Setup

1. Place the foot spa on the floor in front of a chair.
2. Press  to switch it ON
3. Press  to turn on Bubble massage. Press same button again to turn it off.
4. Press  to set water temperature. Digital Panel on top will show temperature levels.
5. Press  to set Timer.

Danger of an electric shock!

- Try not to overfill. Otherwise, water could over-flow during the foot spa.
- First connect the appliance to the power source when you have filled it with water.
- Fill the water bath with warm or cold water.
- **Note:** The purpose of the heating function is not to heat cold water.
- It should simply maintain the temperature of the water.

WARNINGS

- This appliance can be used by children aged 8 years and above and persons with reduced physical, sensory or mental capabilities or lack of experience and knowledge if they have been given supervision or instruction concerning the use of the appliance in a safe way and understand the hazards involved.
- Children shall not play with the appliance. Cleaning and maintenance shall not be made by children without supervision.



- SWITCH OFF/ON

Position 0: Appliance switched off/on



- SET TEMPERATURE

Position 1: Move Feet on Rollers and enjoy heating massage



- BUBBLE FUNCTION

Position 2: Heat + Bubble


Using the foot spa

1. Now place your feet in the water container.
2. During the water bath you can massage the soles of your feet by moving your feet forward and backward on the 8 strong rollers.

Caution:

***Do not exceed the maximum operating period of 20 minutes!
The appliance could be irreparably damaged. Danger of overheating.***

After the foot bath

1. Turn the appliance off by pressing  and remove the plug from the electrical socket.
2. Carefully empty the water out through the water drainage pipe which is installed on the back.
3. Then rest for a while.

CLEANING

Warning! Risk of injury!

- Unplug the appliance, before cleaning it.
- Let the appliance cool sufficiently before cleaning it.
- Never immerse the appliance in water or other liquids to clean it.

Warning!

- Do not use any aggressive cleaning liquids or solvents. They could damage the surface.
- Do not use it without water.

SPECIFICATIONS

MODEL: LLM216

VOLTAGE: AC 220-240V-50Hz

POWER: 500 W

RATED WORKING TIME: 20 MINUTES

NET WEIGHT: 800 GRAMS

CUSTOMER CARE

If you have any questions, or if you experience any difficulties please call our
Careline on: 9711558877
or email us at: customercare@lifelongindia.com

To register your 6 months extended warranty online,
visit: <https://www.lifelongindiaonline.com/extended-warranty-registration>