



PRECISION PLUS EYEBROW HAIR TRIMMER



Precise
eyebrow shaping



Painless



Portable



Lightweight

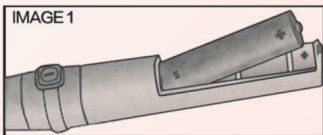
CAUTION:

Children below 12 years of age should not use the product.

- Only use for its intended use as described in this manual.
- Do not use on irritated skin, open wounds or if you are experiencing acne breakouts.
- Discontinue use if skin irritation occurs.
- Do not rinse trimmer head or unit under water, or submerge.
- Do not dispose of battery in fire. Battery may explode or leak.
- Dispose off old batteries according to all applicable local regulations.

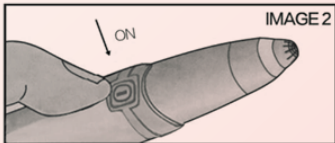
INSTALL BATTERY:

Hold top and bottom of Unit and pull apart (Image 1).



TURN UNIT ON:


Press the switch to turn on the trimmer. (Image 2).



HOW TO USE:

- Press the switch to turn on the trimmer. [Image 3]. The trimmer head light will turn on.
- Use on clean, dry skin. Pull skin tight and move in small, circular motions [Image 4].

NOTE: It is normal for hair remover head to become warm with use.



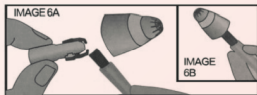
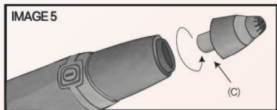
FOR OPTIMAL RESULTS:

- Use on clean and completely dry skin with no cream or cosmetic residue.
- Pull the skin tightly and move the trimmer over the area where hair is present in small, circular motions [Image 3].
- If trimmer begins to slow down, clean the head and get rid of hair residue.
- If the unit is still running slow, change battery.
- Trimmer head heats up a little due to friction. Due to sensitive area around eyes, you might feel more heat. Please note this is very normal. But in case it is irritating/ unbearable/ causing burning sensation, you can stop the trimmer, let it cool and then use again.

CLEANING:

After each use, clean head with the brush.

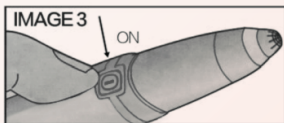
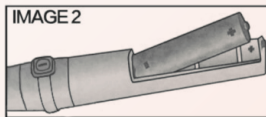

- Twist the head counter-clockwise and lift [Image 5].
- Carefully remove white stem from head [Image 6].
- Gently brush away any hair residue on stem and cutting surface [Image 6A].
- Use brush inside the head [Image 6B].
- Place the stem inside the head [image 5].
- Place the head back on the trimmer and twist clockwise until it locks back in place.



INSTALLING/CHANGING BATTERY:

- Remove cap.
- Hold top and bottom part of the trimmer and pull apart to reveal battery compartment [Image 1].
- Place 1 AAA battery into the battery compartment as indicated in Image 2.
- Slide/snap bottom casing back into place.

NOTE: Prior to first use, test unit on small area. If sensitivity or allergic reactions occur, discontinue use immediately.



Consumer Warranty Card

Dear Customer,

Thank you for choosing a Lifelong consumer product. All Lifelong Consumer products are designed and manufactured to the highest standards to deliver high quality performance, as well as easy installation and use. At Lifelong, we believe in providing not only service, but adding value to your purchase. The warranty has therefore been designed especially for you with your interest at heart.

Warranty Service

All Lifelong consumer products are covered against manufacturing defects from the date of purchase.

Name of the product: _____

Model: _____

Warranty coverage: 1 year

Please note:

Purchase receipt is necessary for warranty verification.

Customer Care: customercare@lifelongindia.com

Customer Details

Name: _____

Address: _____

Home Number: _____

Office Number: _____

E-mail Address: _____

Product Details

Model No.: _____

Serial No.: _____

Purchase Date: _____

Invoice Number: _____

Online Site: _____

Please log on to www.lifelongindiaonline.com and complete the online warranty form with your personal and product details within 14 days.

Terms and Conditions:

1. This warranty is void if:

- a. The completely filled warranty card is not presented at the time of servicing the product.
- b. The product is not operated according to the instructions given under the user manual.
- c. Damages are caused by lightning, abnormal voltage, water or other liquid intrusion, fire, flood, accident, negligence or improper handling.
- d. Product has been damaged due to installation, repairs, alterations or modifications by unauthorized service organizations or persons.
- e. Product label specifying the model number, serial number and production code has been removed and altered.
- f. Defects or parts requiring replacement due to ordinary wear and tear, corrosion, rust or stains, scratches, dents on the casing or paintwork of the product.
- g. Claims damaged and/or missing parts (accessories) after 7 days from the original date of goods received.
- h. Defects or faults in product which have been used for commercial/industrial purposes or which have been rented/leased or have been otherwise subject to non-household/non-domestic use.

2. Repairs or replacements will be carried out by authorized service provider.

3. During the limited warranty period, Lifelong or its authorized service provider will repair without charge the defective unit inclusive of labor and parts and restore the unit to its optimum working condition. All defective parts used for the warranty repair should be surrendered to Lifelong and/or its authorised servicer.

4. All expenses incurred in collecting the unit (s) or part(s) thereof from authorised service provider as well as any other expenses and incidentals will be borne by the consumer.

5. Lifelong obligations are limited to the repair and replacement of the defective product. Except as set forth above, there are no other express or implied warranty and all warranted, conditions or other terms implied by statute or common law (including any warranty of satisfactory quality, merchantability or fitness for a particular purpose) are excluded to the fullest extent permitted by the law.


6. Lifelong total liability for damages relating to or arising out of the purchase or use of the product regardless of the type or cause of such damage of the form of characterization of the claim asserted (e.g. contract or tort) shall not exceed the original purchase price paid for the product.

7. However in no event shall Lifelong and Lifelong authorized distributors be liable for any punitive, special incidental, indirect or consequential losses or damages whatsoever (including without limitation, damages for the loss of revenue, business, profits, goodwill, or contracts, business interruptions, loss of business

information or any other pecuniary loss.) Whether or not Lifelong has been advised of the possibility of such damages. These limitations shall apply notwithstanding the failure of the essential purpose of any limited warranty. This limited warranty does not affect consumer's statutory rights under the law.

8. No carrier, dealer or employee is there of authorized to make modifications to this warranty and you should not rely on any such representation. Lifelong reserves the right to amend the terms and conditions if necessary.

Lifelong Online Retail Pvt Ltd

 5th Floor, Unit No. 508, DLF
South Court, Saket District
Center, Saket, New Delhi -110017

 +91-9711558877

 customercare@lifelongindia.com

 www.lifelongindiaonline.com

LifelongOnlineIn 

Lifelong_Online 

Lifelong.Online 